Electrolux-Wascator

ENVIRONMENTAL SYSTEM DIVISION
NATURVÅRDSSEKTORN

SERVICE

When ordering spare parts always state:

MODEL · QUANTITY · PART NUMBER · DESCRIPTION

For electric details also:

VOLTAGE · WATTAGE

Vid beställning av reservdelar angiv alltid:

MODELL · ANTAL · DETALJNUMMER · BENÄMNING

För elektriska detaljer även:

SPÄNNING · EFFEKT

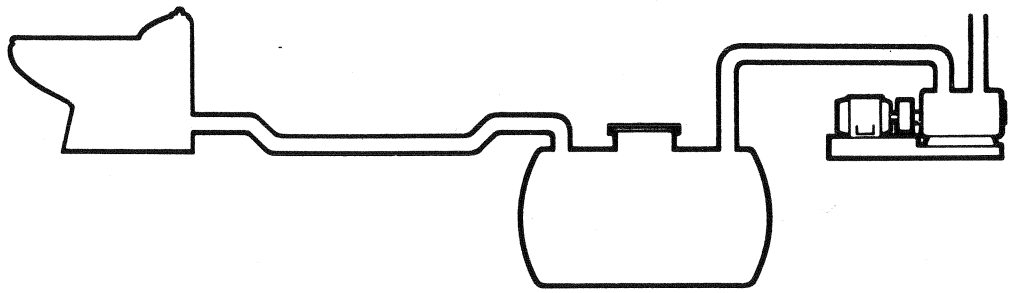

SPARE PARTS LIST
RESERVDELSLISTA

ELECTROLUX VACUUM SEWAGE SYSTEM

Replaces earlier Spare Parts Lists, edition 4,
Publication No. 4780-E/T/F/Sp/S

Ersätter tidigare reservdelslista, upplaga 4,
publikation Nr. 4780-E/T/F/Sp/S

Edition **5**
Publication No.
5281-E/T/F/Sp/S
Service
April 1977

491 93 17-01

ELECTROLUX-WASCATOR AB · NATURVÅRDSSEKTORN · 105 45 STOCKHOLM
ENVIRONMENTAL SYSTEM DIVISION S-105 45 STOCKHOLM SWEDEN
(PHONE) TEL. 08-738 60 00

VACUUM WATER CLOSET (earlier model)
VAKUUMTOALETT (tidigare modell)

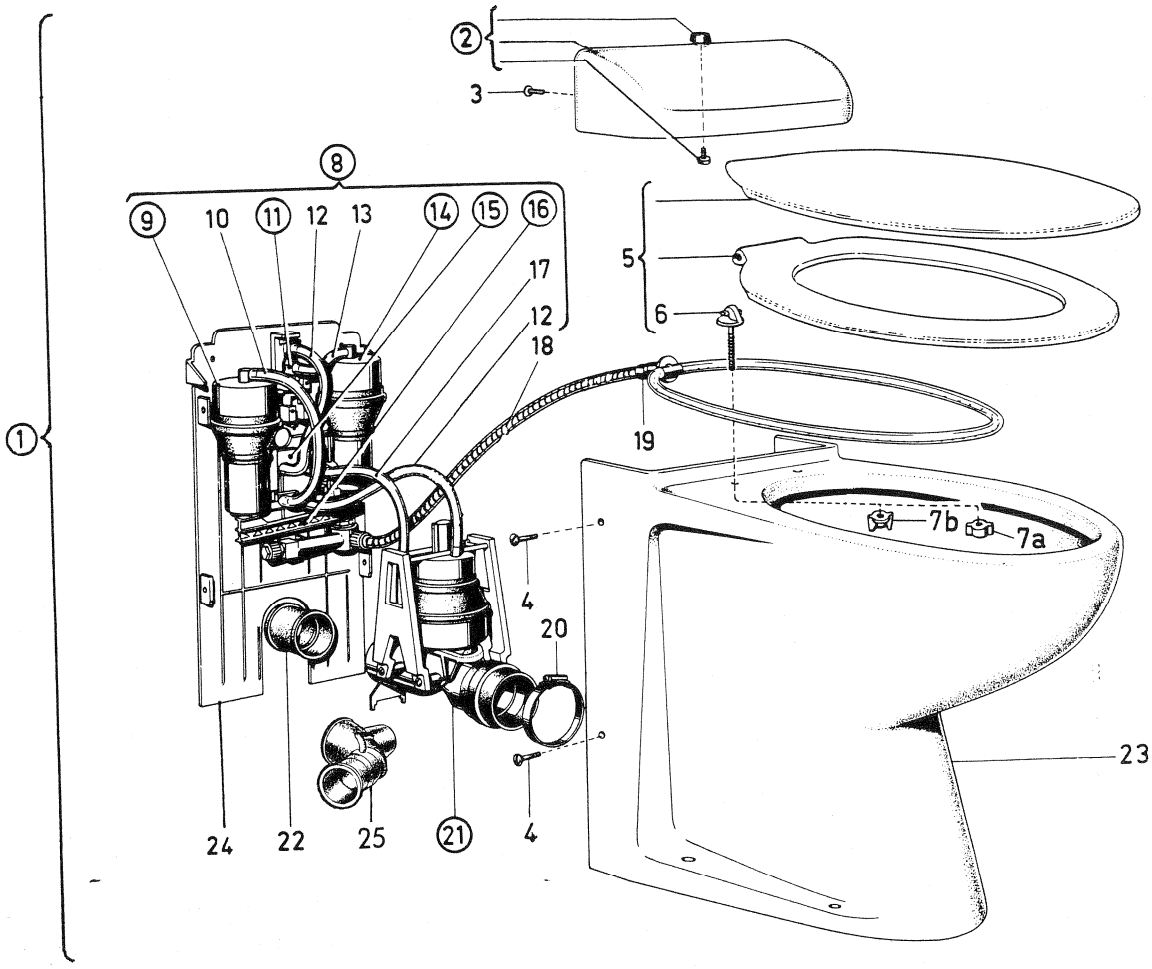

Item No.	Part No.	Description	Benämning
1	-	Vacuum toilet, compl., earlier model	Vackuumtoalett, kompl., tidigare modell
2	491 50 61-00/8	Cover, compl.	Skyddshuv, kompl.
3	729 24 90-03/9	Screw, CSS BL 4x16, NI.PL.	Skruv
4	730 44 97-04/8	Screw, KFST No. 14x32, NI.PL.	Skruv
5	491 51 16-00/0	Closet seat, compl.	Klosettsits, kompl.
6	94 15 12-00/6	. Hinge, right	Gångjärn, höger
	94 15 12-01/4	. Hinge, left	Gångjärn, vänster
7a	94 15 13-00/4	. Nut, plastic	Mutter, plast
7b	491 51 17-00/8	. Rubber peg	Fäste, gummi
8	491 50 59-01/0	Operating mechansim, compl.	Mekanism, kompl.
9	491 50 20-01/2	. Water timer assembly, compl. (also see page 6)	Vattentimer, kompl. (se även sid. 6)
10	87 75 30-102/4	. Hose Ø 12/7	Slang Ø 12/7
11	491 50 29-00/5	. Starter valve assembly, compl. (also see page 5)	Startventil, kompl. (se även sid. 5)
12	491 51 51-00/7	. Hose Ø 12/7, rubber	Slang Ø 12/7, gummi
13	87 75 30-102/4	. Hose Ø 12/7	Slang Ø 12/7
14	491 50 20-00/4	. Discharge timer assembly, compl. (also see page 6)	Utloppstimer, kompl. (se även sid 6)
15	491 50 38-00/6	. Distributing valve assembly, compl. (also see page 5)	Fördelningsventil, kompl. (se även sid. 5)
16	491 54 44-03/0	. Water valve assembly, compl. (also see page 8)	Vattenventil, kompl. (se även sid. 8)
17	87 75 30-102/4	. Hose Ø 12/7	Slang Ø 12/7
18	491 52 32-00/5	Spring	Fjäder
19	491 50 55-00/0	Flushing loop, compl.	Spolslinga, kompl.
20	736 28 43-51/3	Hose clamp	Slangklämma
21	491 50 78-02/8	Discharge valve assembly, compl. (also see page 7)	Utloppsventil, kompl. (se även sid. 7)
22	491 50 67-00/5	Connecting rubber sleeve, inner Ø 57/Ø 52 mm	Anslutningsmuff inv. Ø 57/Ø 52 mm
	491 50 67-01/3	Connecting rubber sleeve, inner Ø 57/Ø 48 mm	Anslutningsmuff inv. Ø 57/Ø 48 mm
	491 50 68-00/3	Connecting rubber sleeve, inner Ø 57/Ø 56,5 mm	Anslutningsmuff inv. Ø 57/Ø 56,5 mm
23	491 50 60-01/8	Closet bowl	Klosettstol
24	491 50 66-00/7	Back plate, unmounted	Bakstycke, omonterat
25	491 51 15-00/2	Connection angle rubber, inner Ø 57/Ø 47 mm	Vinkel, gummi, inv. Ø 57/Ø 47 mm

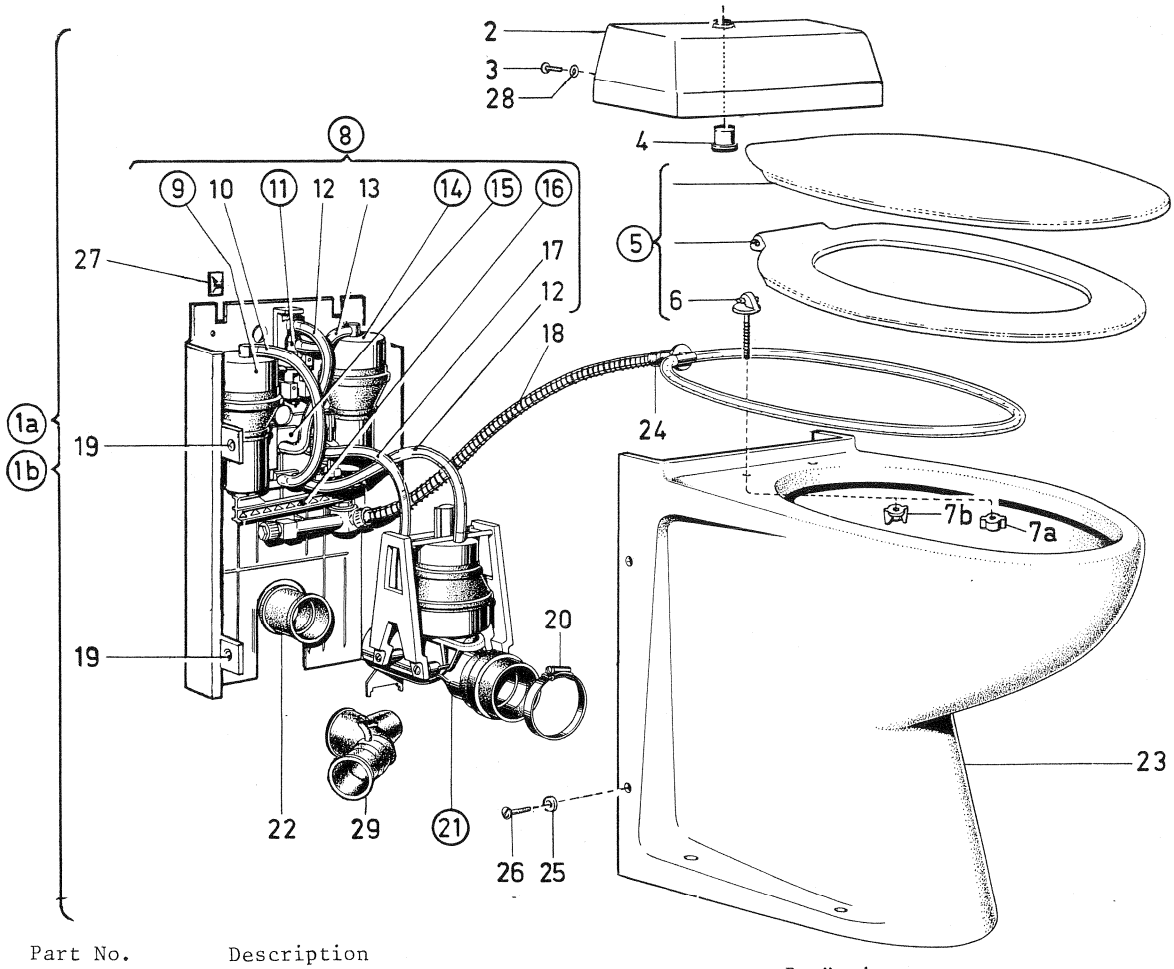

Item No.	Part No.	Description	Benämning
1a	991 50 11-01/0	Vacuum toilet, compl., Duravit	Vakuumtoalett, kompl., Duravit
1b	991 50 12-01/8	Vacuum toilet, compl., Gustavsberg	Vakuumtoalett, kompl., Gustavsberg
2	491 51 78-00/0	Cover, L = 288 mm	Skyddshuv, L = 288 mm
	491 52 73-00/9	Cover, L = 270 mm	Skyddshuv, L = 270 mm
3	729 23 42-01/6	Screw, CSK B8x12, fz.	Skruv, CSK B8x12, fz.
4	491 51 81-00/4	Push button	Tryckknapp
5	491 51 16-00/0	Closet seat, compl.	Klosettsits, kompl.
6	94 15 12-00/6	. Hinge, right	Gångjärn, höger
	94 15 12-01/4	. Hinge, left	Gångjärn, vänster
7a	94 15 13-00/4	. Nut, plastic	Mutter, plast
7b	491 51 17-00/8	. Rubber peg	Fäste, gummi
8	491 51 76-04/6	Operating mechanism, compl.	Mekanism, kompl.
9	491 50 20-01/2	. Water timer assy. (also see page 6)	Vattentimer, kompl. (se även sid. 6)
10	87 75 30-102/4	. Hose Ø 12/7	Slang Ø 12/7
11	491 50 29-00/5	. Start valve, compl. (also see page 5)	Startventil, kompl. (se även sid. 5)
12	491 51 51-00/7	. Hose Ø 12/7, rubber	Slang Ø 12/7, gummi
13	87 75 30-102/4	. Hose Ø 12/7	Slang Ø 12/7
14	491 50 20-00/4	. Discharge timer, assy. (also see page 6)	Utloppstimer, kompl. (se även sid. 6)
15	491 50 38-00/6	. Distrubuting valve,assy.(also see page 5)	Fördelningsventil, kompl. (se även sid 5)
16	491 54 44-03/0	. Water valve, assy. (also see page 8)	Vattenventil, kompl. (se även sid. 8)
17	87 75 30-102/4	. Hose Ø 12/7	Slang Ø 12/7
18	491 52 32-00/5	Spring	Fjäder
19	733 78 61-06/1	Nut	Snabblåsmutter
20	736 28 43-51/3	Hose clamp 75	Slangklämma 75
21	491 50 78-02/8	Discharge valve, assy. (also see page 7)	Utloppsventil, kompl. (se även sid. 7)
22	491 50 67-00/5	Connecting rubber sleeve, inner Ø 57/Ø 52 mm	Anslutningsmuff, inv. Ø 57/Ø 52 mm
	491 50 67-01/3	Connecting rubber sleeve, inner Ø 57/Ø 48 mm	Anslutningsmuff, inv. Ø 57/Ø 48 mm
	491 50 68-00/3	Connecting rubber, sleeve, inner 57/Ø 56,5 mm	Anslutningsmuff, inv. inv. Ø 57/Ø 56,5 mm
23	491 51 69-02/5	Closet bowl, Duravit	Klosettstol, Duravit
	491 52 53-01/9	Closet bowl, Gustavsberg	Klosettstol, Gustavsberg
24	491 50 55-00/0	Flushing loop, compl.	Spolslinga, kompl.
25	491 52 76-00/2	Ring	Ring
26	729 74 56-01/9	Screw	Skruv
27	733 78 20-08/3	Nut	Snabblåsmutter
28	734 18 08-51/2	Washer	Bricka
29	491 51 15-00/2	Connection angle, rubber, inner Ø 57/Ø 47 mm	Vinkel, gummi, Ø 57// 47 mm

VACUUM WATER CLOSET (wall-hung)
VAKUUMTOALETT (för väggmontage)

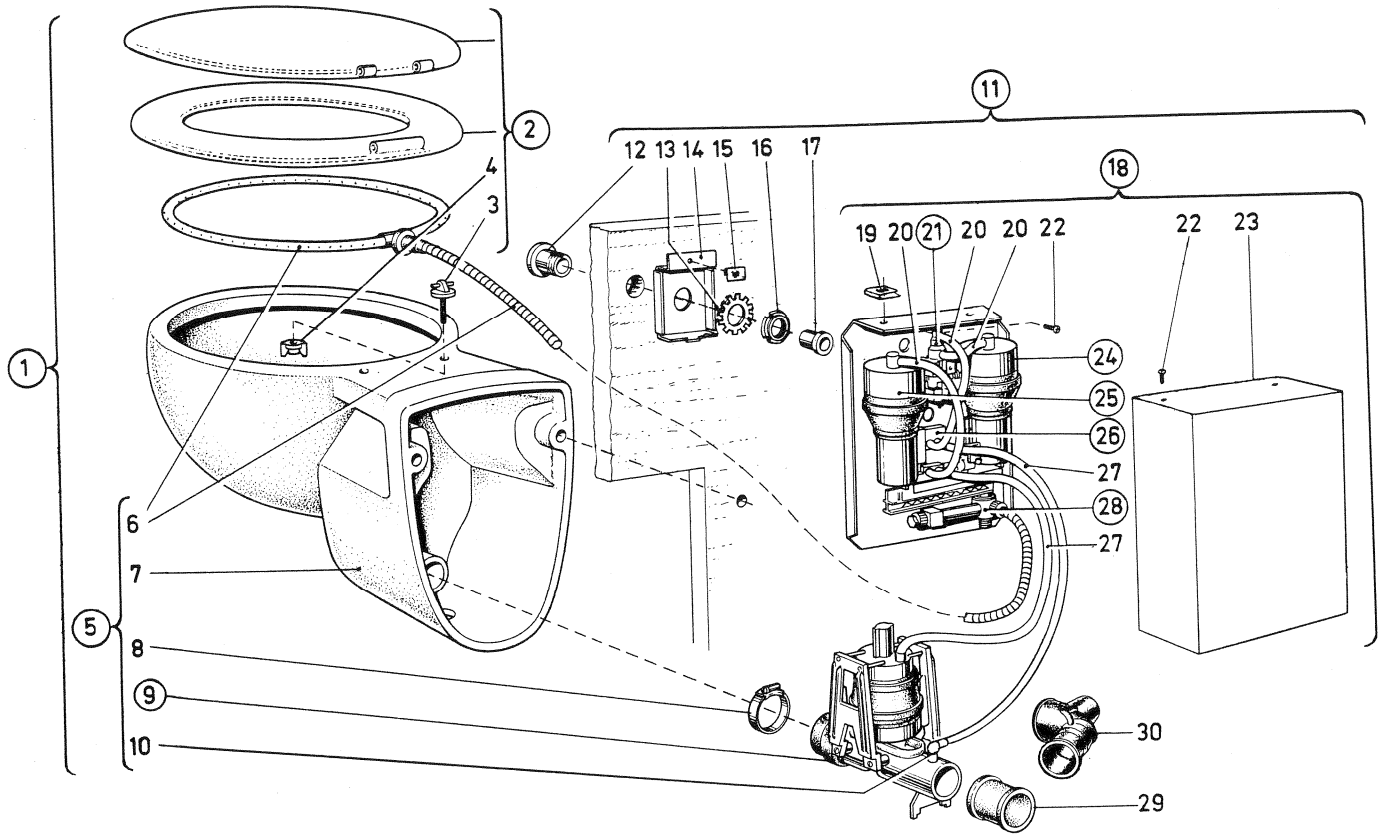

Item No.	Part No.	Description	Benämning
1	491 95 60-00/5	Vacuum toilet, compl., wall-hung	Vakuumtoalett, kompl., för väggmontage
2	491 51 16-00/0	Closet seat, compl.	Klosettsits, kompl.
3	94 15 12-00/6	. Hinge, right	Gångjärn, höger
	94 15 12-01/4	. Hinge, left	Gångjärn, vänster
4	94 15 13-00/4	. Nut	Mutter
5	491 52 89-00/5	Closet bowl, compl.	Klosettskål, kompl.
6	491 50 55-01/8	. Flushing loop, compl.	Spolslinga, kompl.
7	491 52 90-00/3	. Closet bowl	Klosettskål
8	736 28 43-51/3	. Hose clamp 75	Slangklämma 75
9	491 50 78-03/6	. Discharge valve assy. (also see page 7)	Utloppsventil, kompl. (se även sid. 7)
10	491 50 70-00/9	. Elbow	Vinkel
11	491 52 78-00/8	Operating mechanism, compl.	Mekanism, kompl.
12	491 52 81-00/2	. Push button holder	Genomföring
13	735 21 22-90/2	. Lock washer 35	Låsbricka 35
14	491 52 80-00/4	. Bracket	Konsol
15	733 78 20-08/3	. Lock nut	Snabblåsmutter
16	491 52 82-00/0	. Nut	Mutter
17	491 51 81-00/4	. Push button	Tryckknapp
18	491 52 79-01/4	. Operating mechanism	Mekanism
19	733 78 20-08/3	.. Lock nut	Snabblåsmutter
20	87 75 30-102/4	.. Hose Ø 12/7	Slang Ø 12/7
21	491 50 29-00/5	.. Starter valve assy. (also see page 5)	Startventil, kompl. (se även sid. 5)
22	729 53 40-01/7	.. Screw, RXS B8x9.5, Z.PL.	Skruv, RXS B8x9,5, fz.
23	491 52 83-00/8	.. Mantle	Kåpa
24	491 50 20-00/4	.. Discharge timer assy. (also see page 6)	Utloppstimer, kompl. (se även sid. 6)
25	491 50 20-01/2	.. Water timer, assy. (also see page 6)	Vattentimer, kompl. (se även sid. 6)
26	491 50 38-00/6	.. Distributing valve, (see also page 5)	Fördelningsventil, kompl. (se även sid. 5)
27	87 75 30-102/4	.. Hose Ø 12/7	Slang Ø 12/7
28	491 54 44-04/8	.. Water valve, assy. (also see page 9)	Vattenventil, kompl. (se även sid. 9)
29	491 50 67-00/5	Connecting rubber sleeve, inner Ø 57/Ø 52 mm	Anslutningsmuff, inv. Ø 57/Ø 52 mm
	491 50 67-01/3	Connecting rubber sleeve, inner Ø 57/Ø 48 mm	Anslutningsmuff, inv. Ø 57/Ø 48 mm
	491 50 68-00/3	Connecting rubber sleeve, inner Ø 57/Ø 56,5 mm	Anslutningsmuff, inv. Ø 57/Ø 56,5 mm
30	491 51 15-00/2	Connecting angle, rubber, inner Ø 57/Ø 47 mm	Vinkel, gummi, inv. Ø 57/Ø 47 mm

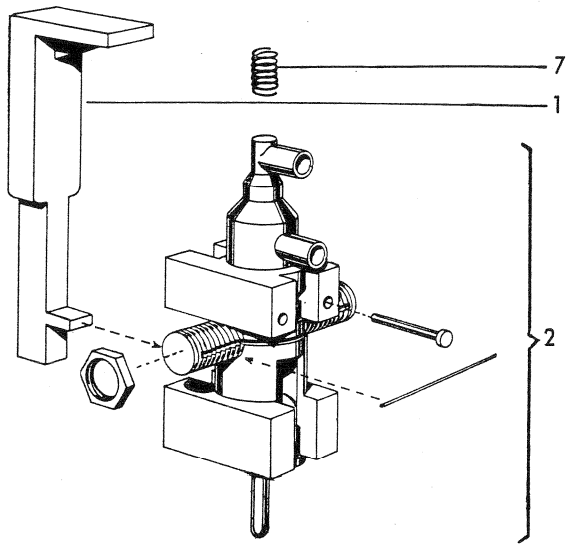

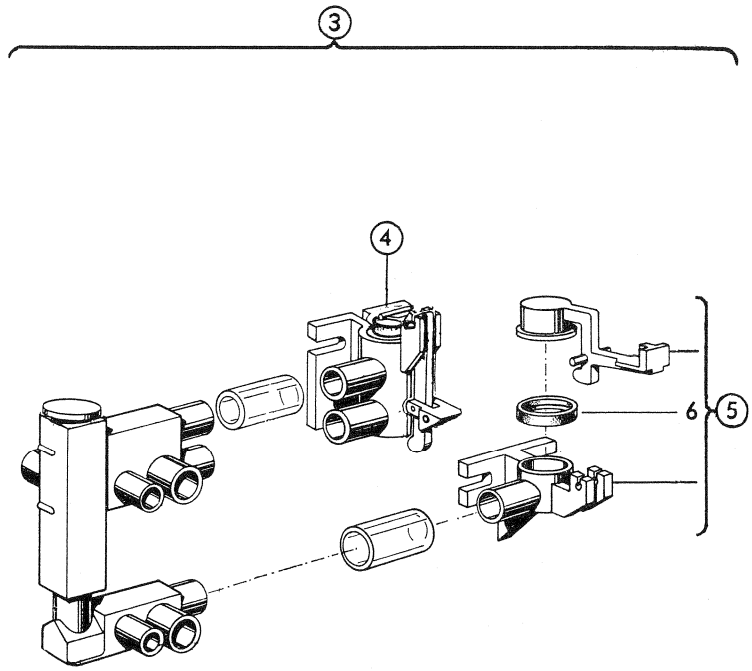

Item No.	Part No.	Description	Benämning
1	491 50 64-00/2	Lever arm	Tryckarm
2	491 50 29-00/5	Starter valve assembly, compl.	Startventil, kompl.
3	491 50 38-00/6	Distributing valve assembly, compl.	Fördelningsventil, kompl.
4	491 50 44-00/4	. Vacuum valve assembly, compl.	Vakuumventil, kompl.
5	491 50 40-00/2	Air inlet valve	Luftinsläppsventil
6	491 50 42-00/8	. Rubber seal	Tätning
7	491 52 63-00/0	Spring	Fjäder

WATER TIMER
VATTENTIMER

DISCHARGE TIMER
UTLOPPSTIMER

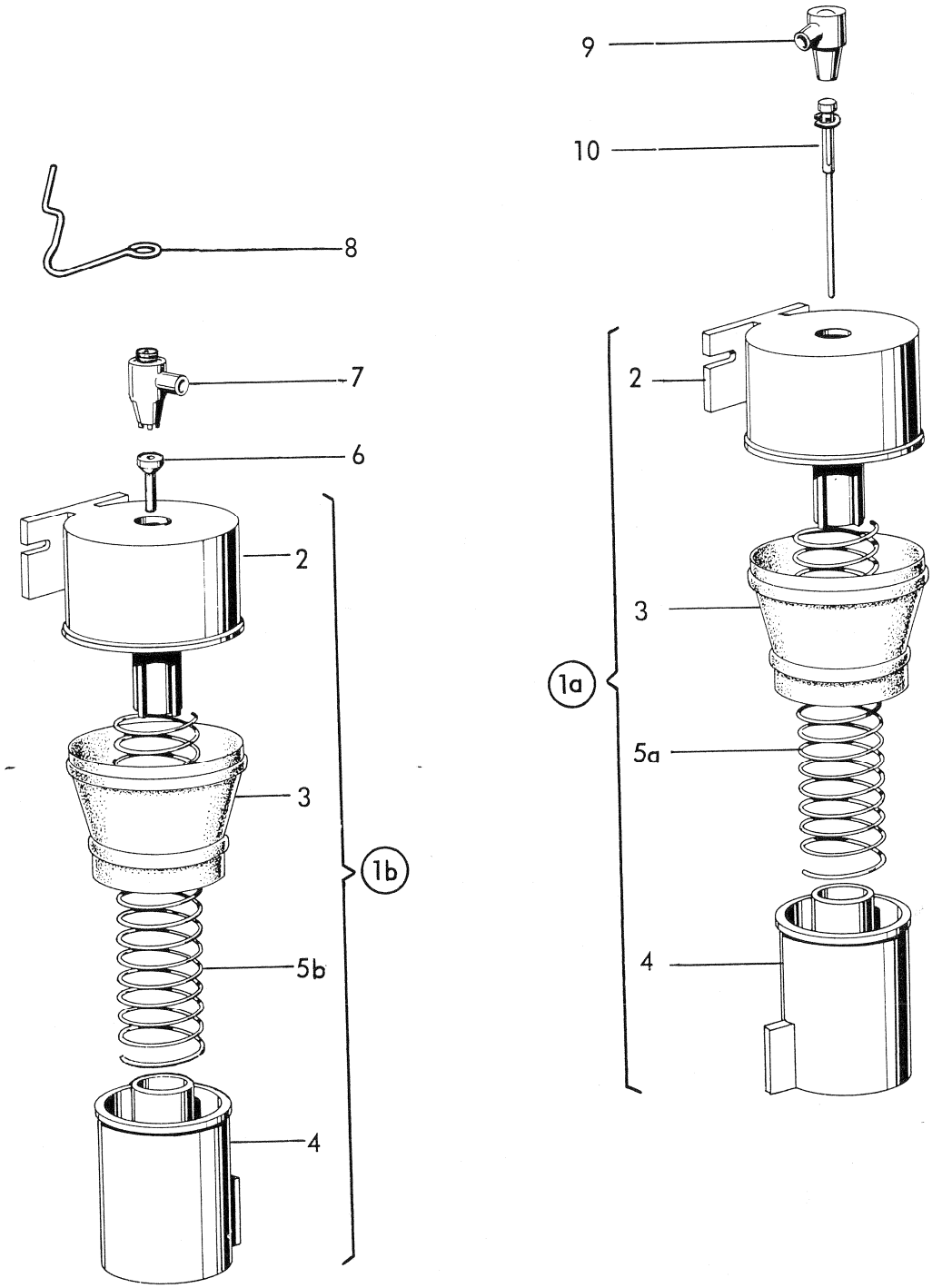

Item No.	Part No.	Description	Benämning
1a	491 50 20-00/4	Discharge timer assembly, compl.	Utloppstimer, kompl.
1b	491 50 20-01/2	Water timer assembly, compl.	Vattentimer, kompl.
2	491 50 21-00/2	. Upper body	Överkupa
3	491 50 24-00/6	. Rubber sleeve	Bälg
4	491 50 22-00/0	. Lower body	Underkupa
5a	491 50 23-01/6	. Spring discharge timer, L = 358 mm	Fjäder, utloppstimer, L = 358 mm
5b	491 50 23-02/4	. Spring water timer, L = 422 mm	Fjäder, vattentimer, L = 422 mm
6	94 09 03-02/4	Set of jets (2 pcs.)	Munstyckssats (2 st.)
7	491 50 25-00/3	Jet holder	Munstyckshållare
8	491 52 94-00/5	Lock-guard	Låsbygel
9	491 50 27-00/9	Jet holder	Munstyckshållare
10	491 54 45-00/3	Jet	Munstycke

DISCHARGE VALVE
UTLOPPSVENTIL

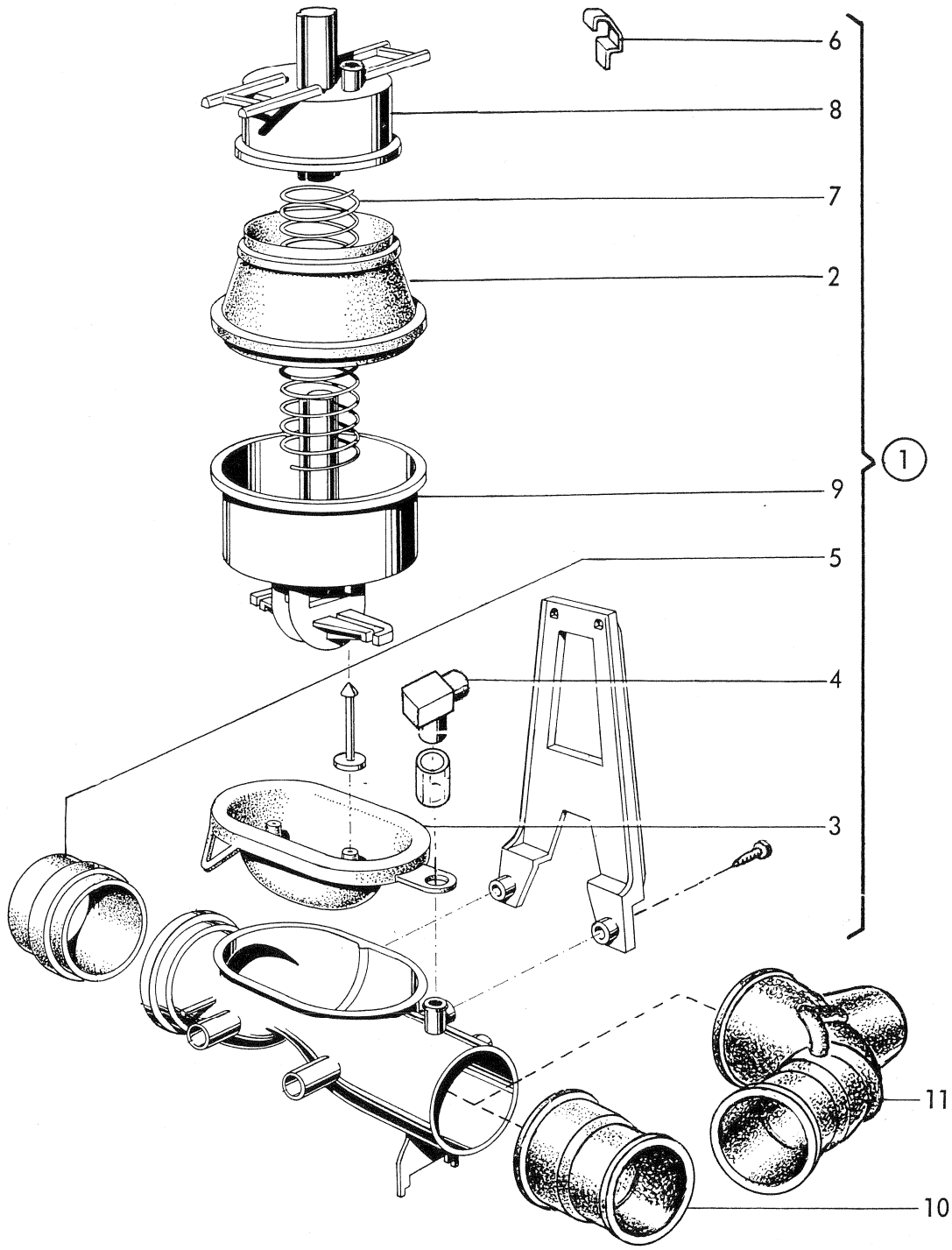

Item No.	Part No.	Description	Benämning
1	491 50 78-02/8	Discharge valve assembly, compl.	Utloppsventil, kompl.
2	491 50 71-00/7	. Rubber sleeve	Bälg
3	94 09 02-00/0	. Rubber diaphragm	Ridågummi
4	491 50 70-00/9	. Connecting angle	Vinkel
5	491 50 69-00/1	. Connecting rubber sleeve	Anslutningsmuff
6	491 52 95-00/2	. Lock-spring	Låsfjäder
7	491 50 23-00/8	. Spring, L = 223 mm	Fjäder, L = 223 mm
8	491 50 73-00/3	. Upper body	Överkupa
9	491 50 76-00/6	. Lower body	Underkupa
10	491 50 67-00/5	Connecting rubber sleeve, inner Ø 57/Ø 52 mm	Anslutningsmuff, inv. Ø 57/Ø 52 mm
	491 50 67-01/3	Connecting rubber sleeve, inner Ø 57/Ø 48 mm	Anslutningsmuff, inv. Ø 57/Ø 48 mm
	491 50 68-00/3	Connecting rubber sleeve, inner Ø 57/Ø 56.5 mm	Anslutningsmuff, inv. Ø 57/Ø 56.5 mm
11	491 51 15-00/2	Connecting angle, rubber, inner Ø 57/Ø 47 mm	Vinkel, gummi, inv.Ø 57/Ø 47 mm

WATER VALVE (for wall-hung toilet)
Vattenventil (för vägghängd toalett)

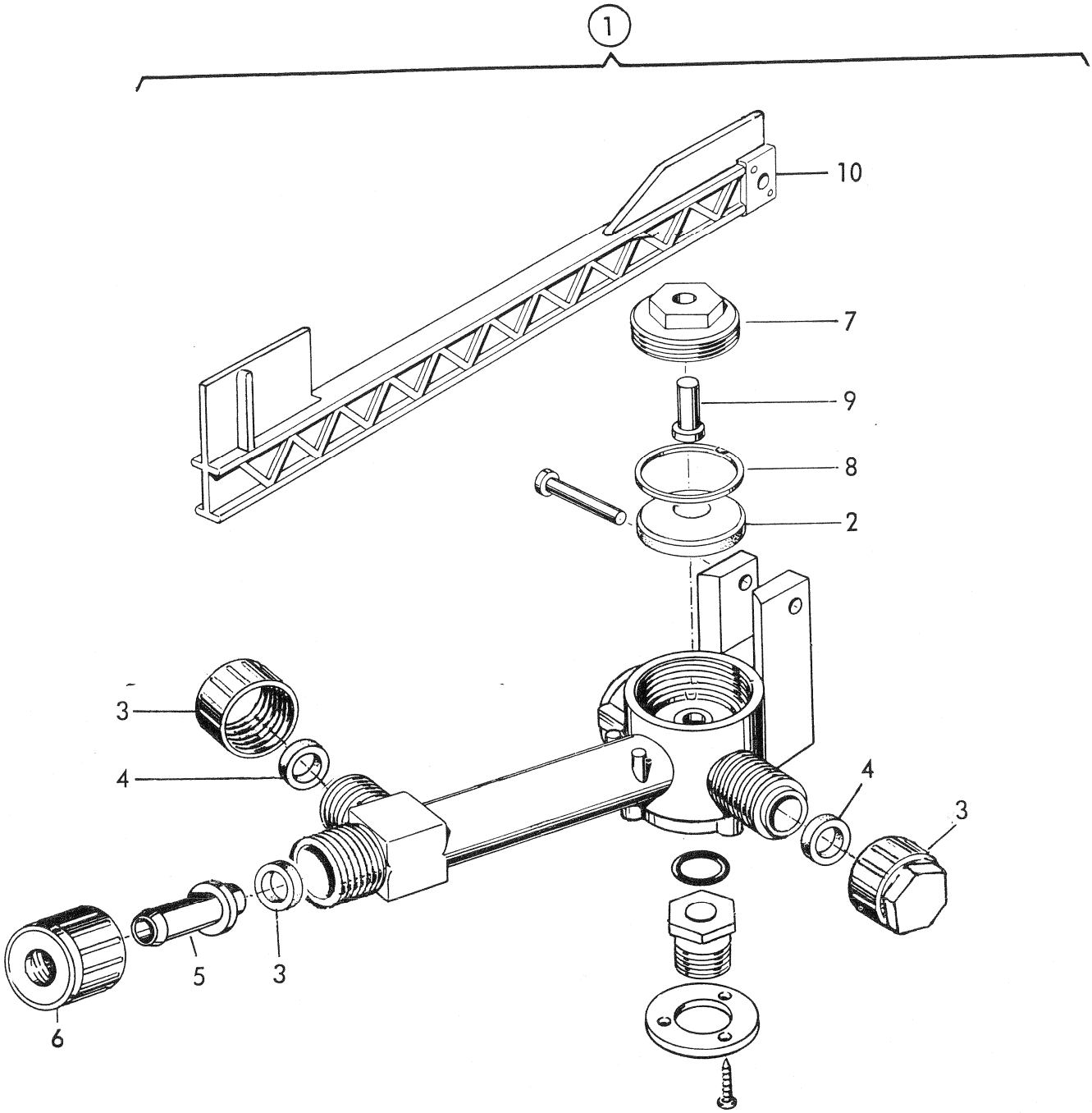

Item No.	Part No.	Description	Benämning
1	491 54 44-03/0	Water valve assembly, compl. for floor toilet	Vattenventil, kompl. för golvtoalett
2	491 50 09-00/7	. Rubber diaphragm	Membran
3	491 50 11-00/3	. Cap nut	Huv
4	491 51 19-00/4	. Rubber packing	Packning
5	491 50 13-00/9	. Nipple	Slangnippel
6	491 50 12-00/1	. Lock nut	Mutter
7	491 52 52-00/3	. Stem nut	Kolvmutter
8	491 50 17-00/0	. Washer	Bricka
9	491 52 22-00/6	. Stem	Kolv
10	491 50 05-00/5	. Arm water valve	Arm vattenventil

WATER VALVE (for floor toilet)
VATTENVENTIL (för golvtoalett)

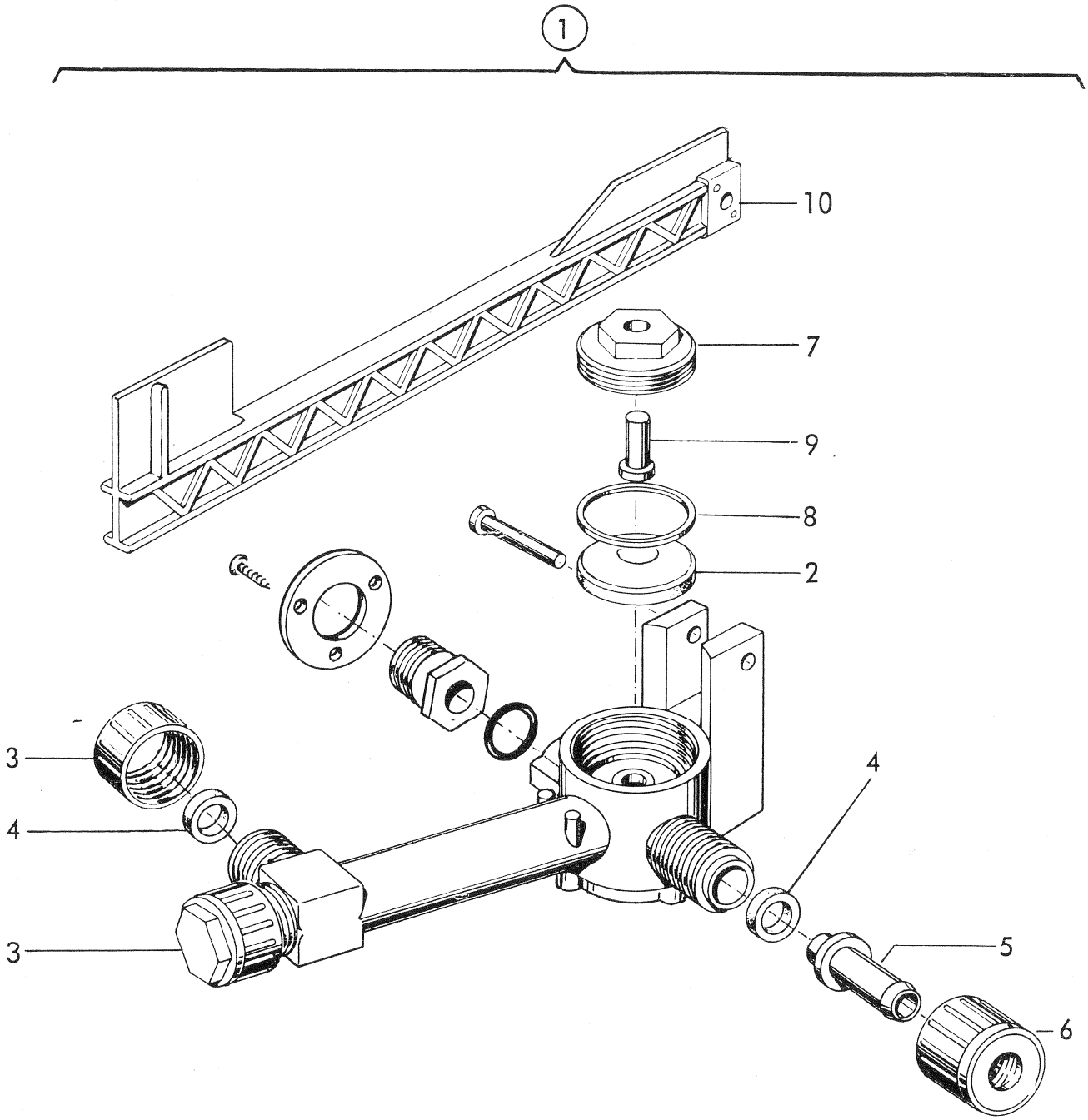

Item No.	Part No.	Description	Benämning
1	491 54 44-04/8	Water valve assembly, compl., wall-hung-toilet	Vattenventil, kompl., vägghängd toalett
2	491 50 09-00/7	. Rubber diaphragm	Membran
3	491 50 11-00/3	. Cap nut	Huv
4	491 51 19-00/4	. Rubber packing	Packning
5	491 50 13-00/9	. Nipple	Slangnippel
6	491 50 12-00/1	. Lock nut	Mutter
7	491 52 52-00/3	. Stem nut	Kolvmutter
8	491 50 17-00/0	. Washer	Bricka
9	491 52 22-00/6	. Stem	Kolv
10	491 50 05-00/5	. Arm water valve	Arm vattenventil

VACUUM PUMP
VAKUUMPUMP

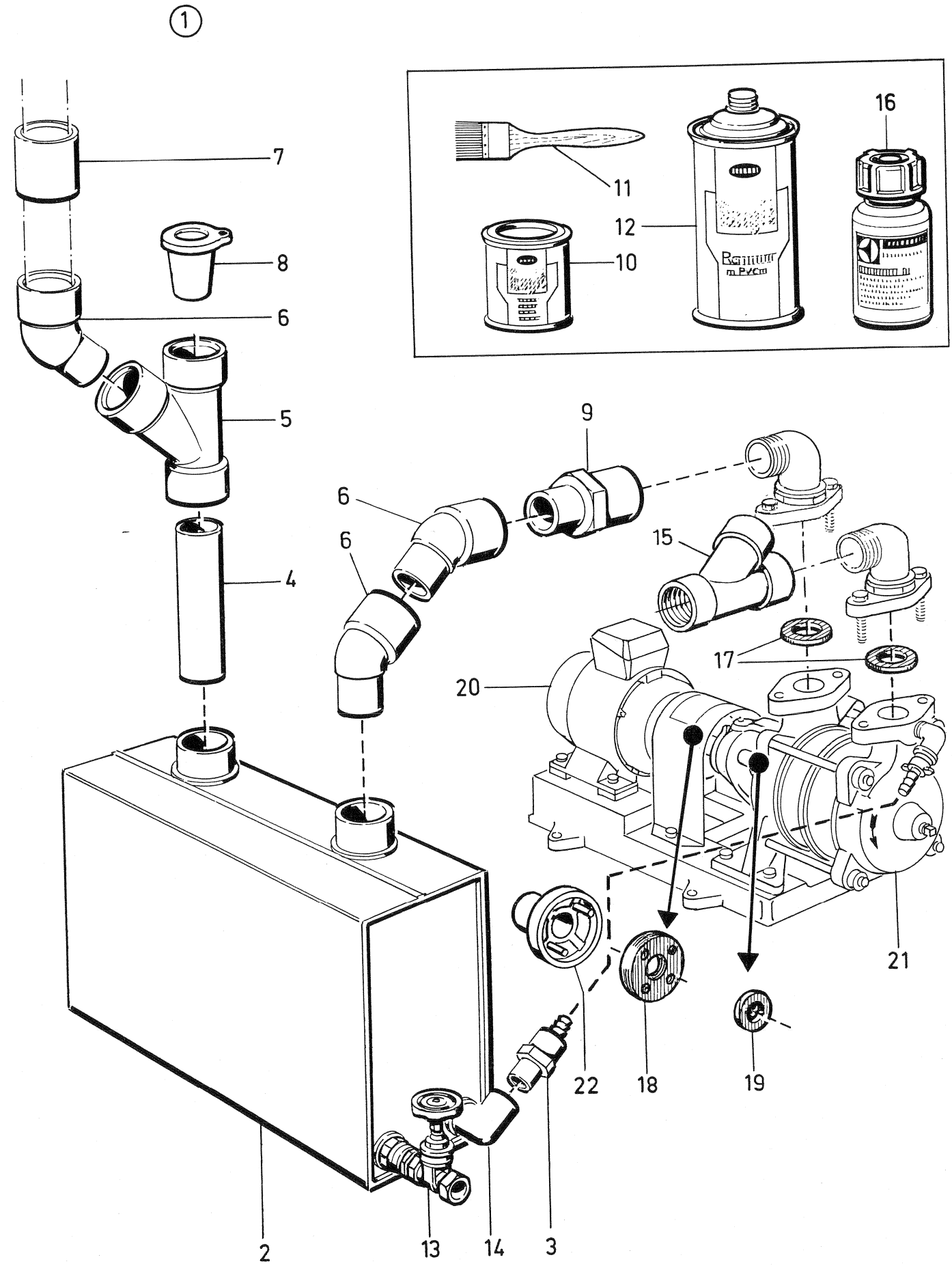

Item No.	Part No.	Description	Benämning
1	491 90 10-00/1	Repair kit, cool tank PVC for 0.75 HP vacuum pump	Reparationssats kyltank PVC för 0,75 HP vakuumpump
	491 90 11-00/9	Repair kit, cool tank PVC for 2.0 HP vacuum pump	Reparationssats kyltank PVC för 2,0 HP vakuumpump
	491 90 11-01/7	Repair kit, cool tank steel for 2,0 HP vacuum pump	Reparationssats kyltank stål för 2,0 HP vakuumpump
	491 90 12-00/7	Repair kit, cool tank PVC for 3.0 HP vacuum pump	Reparationssats kyltank PVC för 3,0 HP vakuumpump
	491 90 12-01/5	Repair kit, cool tank steel for 3.0, 4.0, 5.5 HP vacuum pump	Reparationssats kyltank stål för 3.0, 4.0, 5.5 HP vakuumpump
	491 90 13-00/5	Repair kit, cool tank PVC for 4.0 HP vacuum pump	Reparationssats kyltank PVC för 4,0 HP vakuumpump
2	491 91 42-00/2	. Service tank 0.75 HP, PVC	Kylvätsketank 0,75 HP, PVC
	491 91 48-01/7	. Service tank 2.0 HP, PVC	Kylvätsketank 2,0 HP, PVC
	491 91 47-00/1	. Service tank 2.0 HP, steel	Kylvätsketank, 2,0 HP, stål
	491 91 46-01/1	. Service tank 3.0 HP, PVC	Kylvätsketank 3,0 HP, PVC
	491 91 44-00/8	. Service tank 4.0 HP, PVC	Kylvätsketank 4,0 HP, PVC
	491 94 96-00/2	. Service tank 3.0, 4.0, 5.5 HP, steel	Kylvätsketank 3,0, 4,0, 5,5 HP, stål
3	491 90 91-00/1	. Reducer Ø 20/10	Förminskning Ø 20/10
4	491 51 29-06/0	. PVC-pipe, Ø 50	PVC-rör, Ø 50
	491 51 29-07/8	. PVC-pipe, Ø 63 (is included in repair kit for 2.0, 3.0 and 4.0 HP)	PVC-rör, Ø 63 (ingår i reparationssats för 2,0, 3,0 och 4,0 HP)
5	491 50 03-02/6	. Y-branch, Ø 50, 45° (is included in repair kit for 0.75 HP)	Grenrör, Ø 50, 45° (ingår i reparationssats för 0,75 HP)
	491 50 03-01/8	. Y-branch, Ø 63, 45° (is included in repair kit for 2.0, 3.0 and 4.0 HP)	Grenrör, Ø 63, 45° (ingår i reparationssats för 2,0, 3,0 och 4,0 HP)
6	491 50 79-00/0	. Elbow Ø 50, 45°	Språng Ø 50, 45°
	491 50 00-01/4	. Elbow Ø 63, 45° (is included in repair kit for 2.0, 3.0 and 4.0 HP)	Språng Ø 63, 45° (ingår i reparationssats för 2,0, 3,0 och 4,0 HP)
7	491 50 02-00/2	. Adapter Ø 50	Muff Ø 50
	491 50 02-01/0	. Adapter Ø 63 (is included in repair kit for 2.0, 3.0 and 4.0 HP)	Muff Ø 63 (ingår i reparationssats för 2,0, 3,0 och 4,0 HP)
8	491 50 80-00/8	. Plug Ø 50/63	Plugg Ø 50/63
9	491 90 91-01/9	. Reducer Ø 50/32 (is included in repair kit for 0.75 HP)	Förminskning Ø 50/32 (ingår i reparationssats för 0,75 HP)
	491 90 93-01/5	. Adapter Ø 50 x 40 (is included in repair kit for 2.0, 3.0 and 4.0 HP)	Muff Ø 50 x 40 (ingår i reparationssats för 2,0, 3,0 och 4,0 HP)
10	491 90 96-00/0	. PVC-glue, 1/4 kg.	PVC-lim, 1/4 kg.
11	491 91 84-00/4	. Brush	Pensel
12	491 90 95-00/2	. PVC-cleaner	PVC-rengöringsmedel
13	491 90 93-00/7	. Adapter Ø 20 x 15 (is included in repair kit for 2.0, 3.0 and 4.0 HP)	Muff Ø 20 x 15 (ingår i reparationssats för 2,0, 3,0 och 4,0 HP)
14	491 91 14-00/1	. Elbow Ø 20, 90° (is included in repair kit for 2.0, 3.0 and 4.0 HP)	Vinkel Ø 20, 90° (ingår i reparationssats för 2,0, 3,0 och 4,0 HP)
	491 91 32-00/3	. PVC-pipe, Ø 20 x 100 (is included in repair kit for 2.0, 3.0 and 4.0 HP)	PVC-rör, Ø 20 x 100 (ingår i reparationssats för 2,0, 3,0 och 4,0 HP)
15	491 92 47-00/9	Check valve 40	Backventil 40
	491 92 47-01/7	Check valve 32	Backventil 32
16	491 94 07-00/9	Oil	Smörjolja
17	94 09 33-00/5	Packing Ø 32 mm	Packning Ø 32 mm
	94 09 33-01/3	Packing Ø 40 mm	Packning Ø 40 mm
18	94 09 34-00/3	Engagement disc, Ø 84 mm for pump 05501	Kopplingsskiva, Ø 84 mm för pump 05501
	94 09 34-01/1	Engagement disc, Ø 130 mm for pump 3408-40106	Kopplingsskiva, Ø 130 mm för pump 3408-40106
	94 09 34-02/9	Engagement disc, Ø 110 mm for pump 3404-25007M	Kopplingsskiva, Ø 110 mm för pump 3404-25007M
	94 09 34-03/7	Engagement disc, Ø 160 mm for pump 40411	Kopplingsskiva, Ø 160 mm för pump 40411
19	94 09 35-00/0	Stuffing box packing (6 ea.) for pump 05501	Boxpackning (6 st.) för pump 05501
	94 09 35-01/8	Stuffing box packing (14 ea.) for pump 3404 and 3408	Boxpackning (14 st.) för pump 3404 och 3408
	94 09 35-04/2	Stuffing box packing (12 ea.) for pump 40106 and 40411	Boxpackning (12 st.) för pump 40106 och 40411
20	94 09 36-00/8	Motor 0.75 HP - 05501	Motor 0,75 HP - 05501
	94 09 36-01/6	Motor 2.0 HP - 25007	Motor 2,0 HP - 25007
	94 09 36-02/4	Motor 3.0 HP - 3404	Motor 3,0 HP - 3404
	94 09 36-03/2	Motor 4.0 HP - 3408 - 40106	Motor 4,0 HP - 3408 - 40106
	94 14 97-01/8	Motor 2.0 HP, 380V 50Hz ASEA - 25007	Motor 2,0 HP, 380V 50Hz ASEA - 25007
	94 14 97-02/6	Motor 3.0 HP, 380V 50Hz ASEA - 3404	Motor 3,0 HP, 380V 50Hz ASEA - 3404
	94 14 97-03/4	Motor 4.0 HP, 380V 50Hz ASEA - 3408 - 40106	Motor 4,0 HP, 380V 50Hz ASEA - 3408 - 40106
	94 14 97-04/2	Motor 5.5 HP, 380V 50Hz ASEA - 40411	Motor 5,5 HP, 380V 50Hz ASEA - 40411
	94 14 97-06/7	Motor 2.0 HP, 440V 60Hz ASEA - 25007	Motor 2,0 HP, 440V 60Hz ASEA - 25007
	94 14 97-07/5	Motor 3.0 HP, 440V 60Hz ASEA - 3404	Motor 3,0 HP, 440V 60Hz ASEA - 3404
	94 14 97-08/3	Motor 4.0 HP, 440V 60Hz ASEA - 3408 - 40106	Motor 4,0 HP, 440V 60Hz ASEA - 3408 - 40106
	94 14 97-09/1	Motor 5.5 HP, 440V 60Hz ASEA - 40401	Motor 5,5 HP, 440V 60Hz ASEA - 40411
21	94 09 37-00/6	Pump SIHI, LOHE 05501 impeller bronze	Pump SIHI, LOHE 05501 hjul brons
	94 09 37-01/4	Pump SIHI, LOHE 25007 impeller bronze	Pump SIHI, LOHE 25007 hjul brons
	94 09 37-02/2	Pump SIHI, L3404 impeller bronze	Pump SIHI, L3404 hjul brons
	94 09 37-03/0	Pump SIHI, L3408 impeller bronze	Pump SIHI, L3408 hjul brons
	94 09 37-12/1	Pump SIHI, LPHE 40411 impeller bronze	Pump SIHI, LPHE 40411 hjul brons
	94 09 37-15/4	Pump SIHI, LPHE 40106 impeller bronze	Pump SIHI, LPHE 40106 hjul brons
	94 09 37-16/2	Pump SIHI, LOHE 25007 impeller chrome steel	Pump SIHI, LOHE 25007 hjul kromstål
	94 09 37-17/0	Pump SIHI, LPHQ 40106 impeller chrome steel	Pump SIHI, LPHQ 40106 hjul kromstål
	94 09 37-18/8	Pump SIHI, LPHQ 40411 impeller chrome steel	Pump SIHI, LPHQ 40411 hjul kromstål
	94 09 37-19/6	Pump SIHI, L3408KKC impeller chrome steel	Pump SIHI L3408, L3408KKC hjul kromstål
22	94 13 94-00/9	Coupling (2 ea.) G3 for 25007, Ø 84 mm	Kopplingshalva (2 st.) G3 för 25007, Ø 84 mm
	94 13 94-01/7	Coupling (2 ea.) G7 for 3404, Ø 110 mm	Kopplingshalva (2 st.) G7 för 3404, Ø 110 mm
	94 13 94-02/5	Coupling (2 ea.) G9 for 3408, 40106, Ø 130 mm	Kopplingshalva (2 st.) G9 för 3408, 40106, Ø 130 mm
	94 13 94-03/3	Coupling (2 ea.) G10 for 40411, Ø 160 mm	Kopplingshalva (2 st.) G10 för 40411, Ø 160 mm
	94 13 94-04/1	Coupling (2 ea.) G3 for 05501, Ø 84 mm	Kopplingshalva (2 st.) G3 för 05501, Ø 84 mm
	94 13 94-05/8	Coupling (2 ea.) G7 for 25007M, Ø 110 mm	Kopplingshalva (2 st.) G7 för 25007M, Ø 110 mm

When ordering couplings with part Nos 94 13 94-00 to -05, 94 46 65-00 to -06 the shaft diameter should always be stated for motor and pump.

Vid beställning av kopplingar med detaljnr 94 13 94-00 till -05, 94 46 65-00 till -06 ska alltid axeldiameter uppges för både motor och pump.

AUTOMATIC CONTROL BOX
AUTOMATLÅDA
Type OET

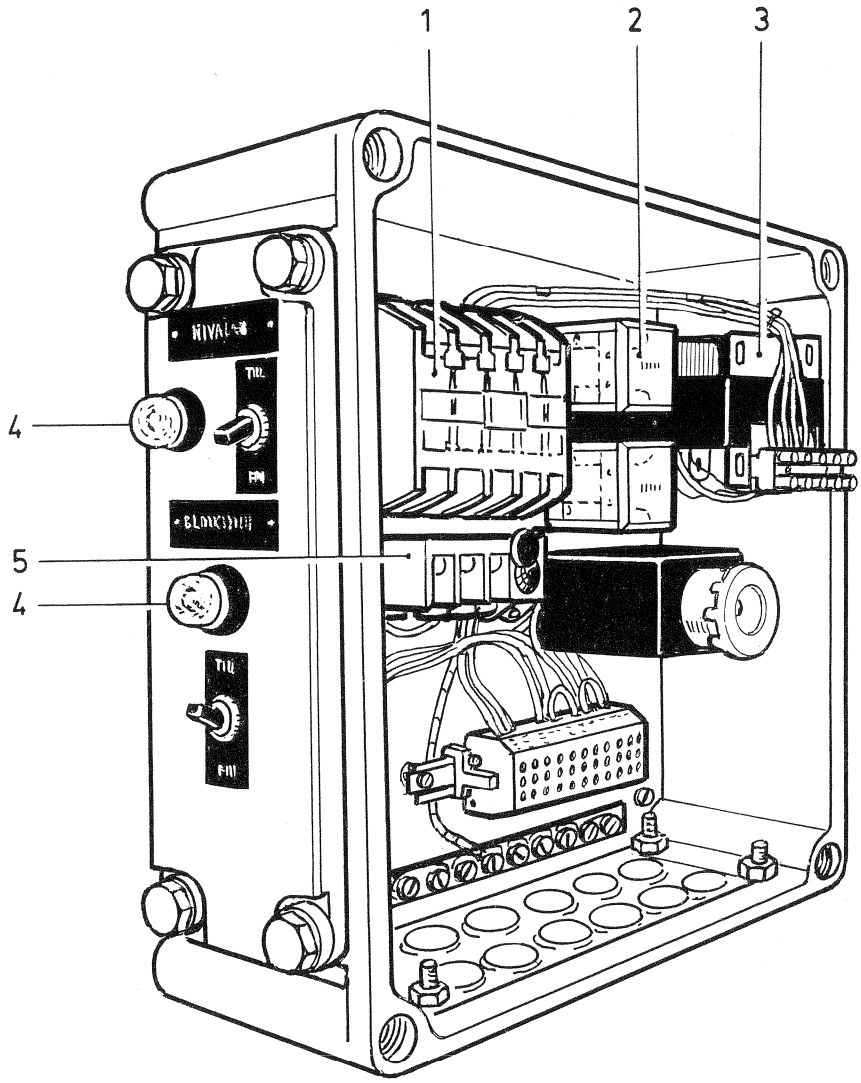

Item No.	Part No.	Description	Benämning
1	94 09 12-00/9	Contactor, Klöckner DILOa1-46/61	Kontaktor
2	94 09 13-00/7	Relay 24V, Finder 6012 6A	Relä
3	94 09 14-00/5	Transformer 380/220/24V, 50VA	Transformator
4	94 09 11-00/1	Signal lamp 24V, yellow	Signallampa, gul
	94 09 11-01/9	Signal lamp 24V, red	Signallampa, röd
5	491 91 57-00/0	Motor protection, Klöckner ZO-12, 1.2 - 2.1 A VP05501	Motorskydd
	491 91 57-01/8	Motor protection, Klöckner ZO-12, 2.1 - 3.7 A VP 25007	Motorskydd
	491 91 57-02/6	Motor protection, Klöckner ZO-12, 3.7 - 6.6 A VP 3404	Motorskydd
	491 91 57-03/4	Motor protection, Klöckner ZO-12. 6.6 - 12 A VP3408, 40106, 40411	Motorskydd

ELECTRICAL EQUIPMENT

ELAUTOMATIK

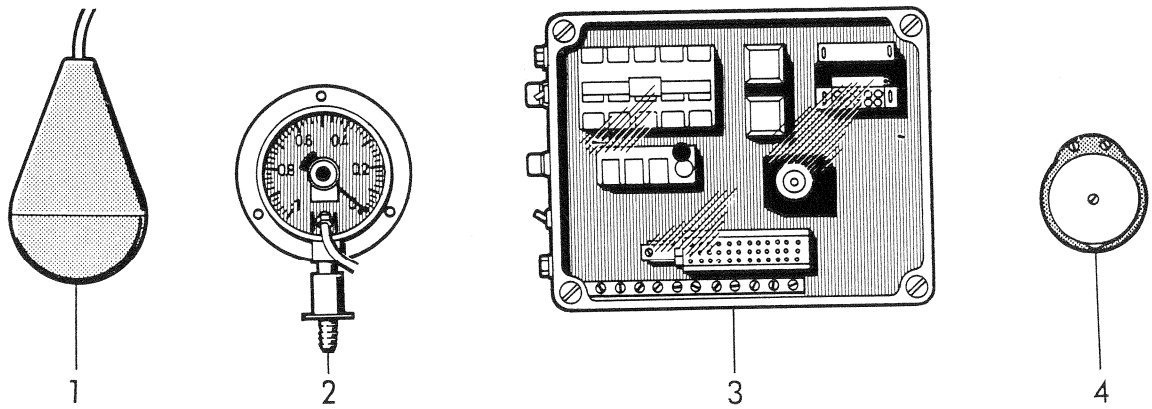

Item No.	Part No.	Description	Benämning
1	491 91 39-00/8	Level switch, type Flygt	Nivåvippa, typ Flygt
	491 94 70-00/7	Level switch, type Inreco	Nivåvippa, typ Inreco
2	491 91 34-00/9	Vacuum gauge	Vakuummeter
3	491 91 56-00/2	Automatic control box type OET/2 (also see page 12)	Automatikskåp typ OET/2 (se även sid. 12)
	491 91 55-00/4	Automatic control box type BOP	Automatikskåp typ BOP
4	491 91 40-00/6	Bell alarm, small	Ringklocka, lilla
	491 91 41-00/4	Bell alarm, large	Ringklocka, stora

FITTINGS

RÖRDELAR

Glue and cleaner see page 10

Lim och rengöringsmedel se sida 10

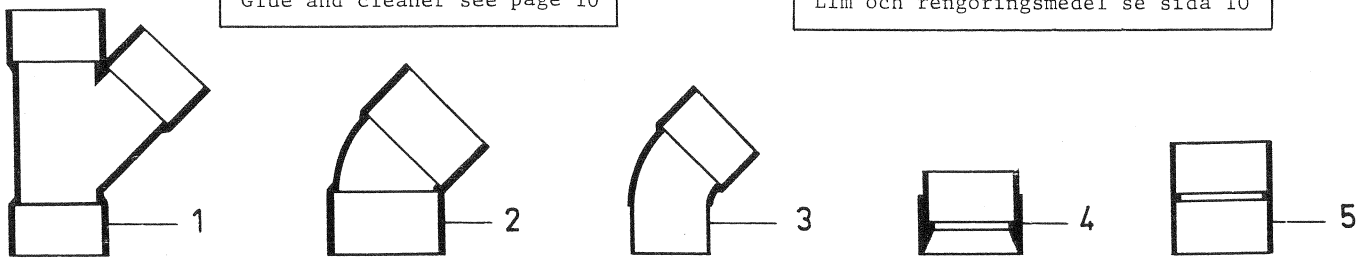

Item No.	Part No.	Description	Benämning
1	491 50 03-00/0	Y-branch Ø 75, 45°	Grenrör
	491 50 03-01/8	Y-branch Ø 63, 45°	Grenrör
	491 50 03-02/6	Y-branch Ø 50, 45°	Grenrör
2	491 50 00-00/6	Elbow Ø 75, 45°	Språng
	491 50 00-01/4	Elbow Ø 63, 45°	Språng
3	491 50 79-00/0	Elbow Ø 50, 45°	Språng
4	491 50 01-00/4	Reducer Ø 75/63	Förminskning
	491 50 01-01/2	Reducer Ø 63/50	Förminskning
5	491 50 02-00/2	Adapter Ø 75	Muff
	491 50 02-01/0	Adapter Ø 63	Muff
	491 50 02-02/8	Adapter Ø 50	Muff

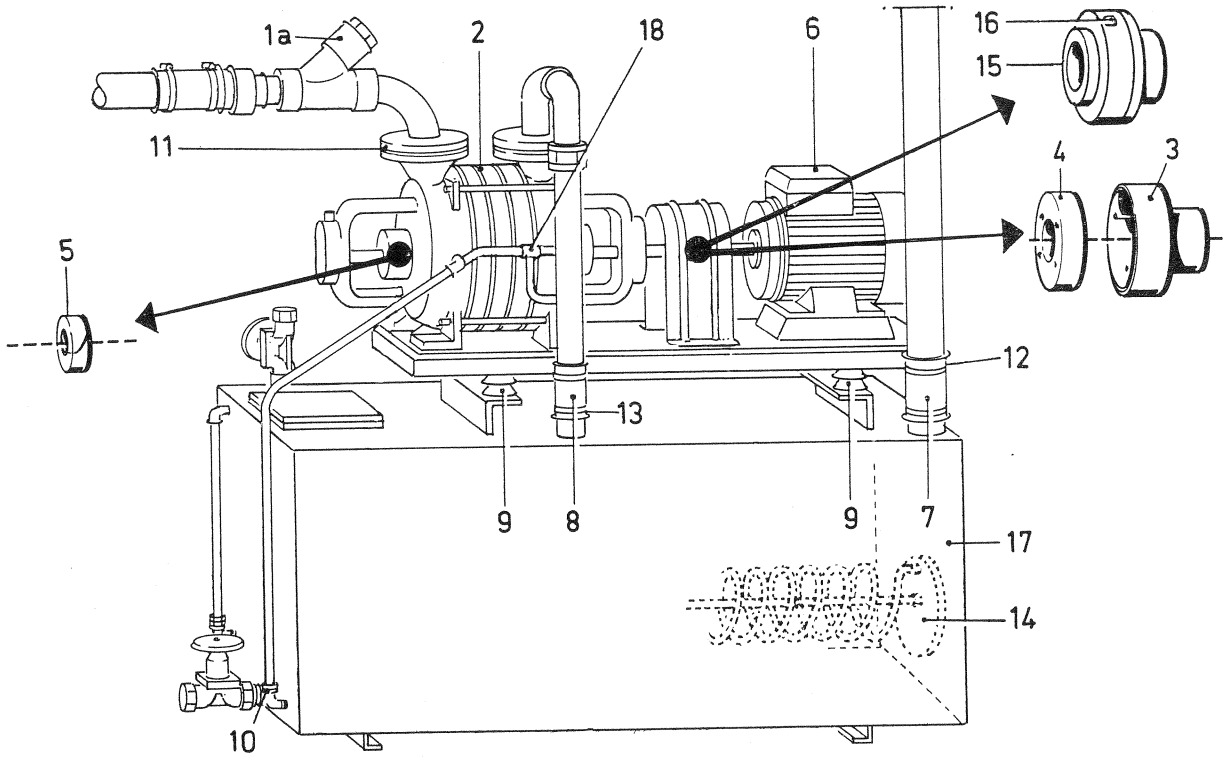
1a
2
18
6
16
15
11
4
3
5
12
13
9
8
9
7
17
14
10

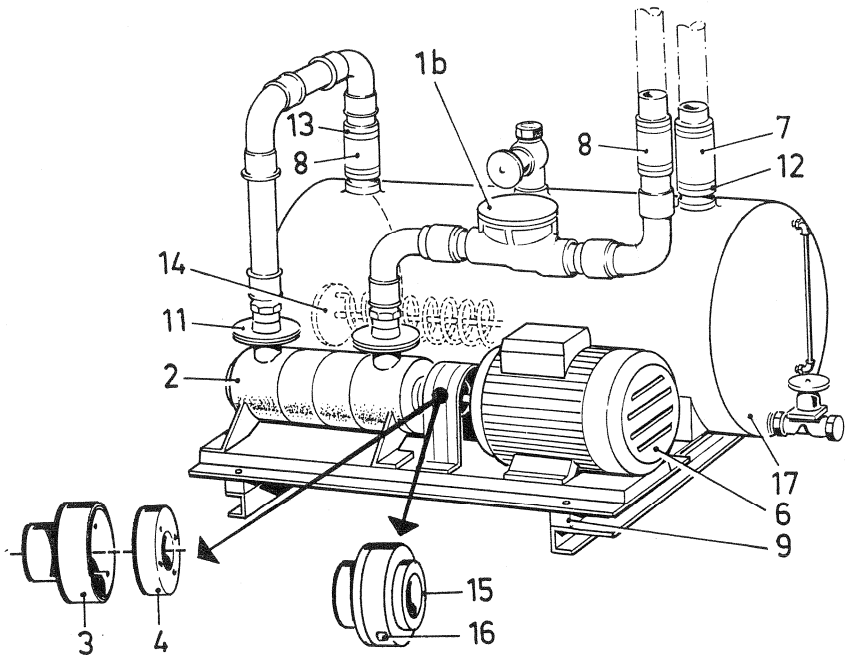
1b
13
8
8
7
12
14
11
2
17
6
9
3
4
15
16

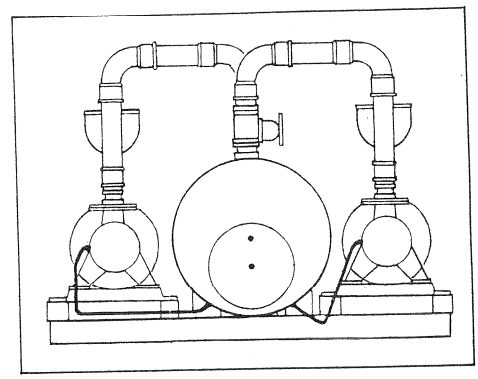

Item No.	Part No.	Description	Benämning
1a	491 92 47-00/9	Check valve 40	Backventil 40
1b	491 50 97-00/2	Check valve 63, PVC	Backventil 63 PVC
2	94 09 37-01/4	Pump SIHI, LOHE 25007 impeller bronze	Pump SIHI, LOHE 25007 hjul brons
	94 09 37-03/0	Pump SIHI, L3408 impeller bronze	Pump SIHI, L3408 hjul brons
	94 09 37-12/1	Pump SIHI, LPHE 40411 impeller bronze	Pump SIHI, LPHE 40411 hjul brons
	94 09 37-15/4	Pump SIHI, LPHE 40106 impeller bronze	Pump SIHI, LPHE 40106 hjul brons
	94 09 37-16/2	Pump SIHI, LOHE 25007 impeller chrome steel	Pump SIHI, LOHE 25007 hjul kromstål
	94 09 37-17/0	Pump SIHI, LPHQ 40106 impeller chrome steel	Pump SIHI, LPHQ 40106 hjul kromstål
	94 09 37-18/8	Pump SIHI, LPHQ 40411 impeller chrome steel	Pump SIHI, LPHQ 40411 hjul kromstål
	94 09 37-19/6	Pump SIHI, L3408 impeller chrome steel	Pump SIHI, L3408, L3408 hjul kromstål
3	94 13 94-02/5	Coupling, compl., G9, Ø 130 mm for pump 3408, 40106	Koppling, kompl., G9, Ø 130 mm för pump 3408, 40106
	94 13 94-03/3	Coupling, compl., G10 Ø 160 mm for pump 40411	Koppling, kompl., G10 Ø 160 mm för pump 40411
	94 13 94-05/8	Coupling, compl., G7 Ø 110 mm for pump 25007 marine	Koppling, kompl., G7 Ø 110 mm för pump 25007 marin
4	94 09 34-01/1	Engagement disc Ø 130 mm VP 3408 - 40106	Kopplingsskiva Ø 130 mm VP 3408-40106
	94 09 34-02/9	Engagement disc Ø 110 mm VP 3404 - 25007M	Kopplingsskiva Ø 110 mm VP 3404-25007M
	94 09 34-03/7	Engagement disc Ø 160 mm VP 40411	Kopplingsskiva Ø 160 mm VP 40411
5	94 09 35-01/8	Stuffing box packing (See page 11 Item 19)	Boxpackning (Se sidan 11 pos. 19)
6	94 14 97-01/8	Motor 2.0 HP, 380V 50Hz ASEA	Motor 2,0 HP, 380V 50Hz ASEA
	94 14 97-02/6	Motor 3.0 HP, 380V 50Hz ASEA	Motor 3,0 HP, 380V 50Hz ASEA
	94 14 97-03/4	Motor 4.0 HP, 380V 50Hz ASEA	Motor 4,0 HP, 380V 50Hz ASEA
	94 14 97-04/2	Motor 5.5 HP, 380V 50Hz ASEA	Motor 5,5 HP, 380V 50Hz ASEA
	94 14 97-06/7	Motor 2.0 HP, 440V 60Hz ASEA	Motor 2,0 HP, 440V 60Hz ASEA
	94 14 97-07/5	Motor 3.0 HP, 440V 60Hz ASEA	Motor 3,0 HP, 440V 60Hz ASEA
	94 14 97-08/3	Motor 4.0 HP, 440V 60Hz ASEA	Motor 4,0 HP, 440V 60Hz ASEA
	94 14 97-09/1	Motor 5.5 HP, 440V 60Hz ASEA	Motor 5,5 HP, 440V 60Hz ASEA
7	491 91 78-01/4	Rubber coupling 63	Gummimuff 63
8	491 91 78-00/6	Rubber coupling 50	Gummimuff 50
9	491 94 94-00/7	Vibration absorber	Vibrationsdämpare
10	491 91 75-00/2	Check valve 15	Backventil 15
11	94 09 33-01/3	Packing Ø 40	Packning Ø 40
12	736 28 43-51/3	Hose clamp	Slangklämma
13	736 28 40-51/9	Hose clamp	Slangklämma
14	491 94 55-01/6	Cooling pipe	Kylslinga
15	94 46 65-00/9	Eupex coupling (motor 5 HP)	Eupexkoppling (motor 5 HP)
	94 46 65-01/7	Eupex coupling (motor 7.5 HP)	Eupexkoppling (motor 7,5 HP)
	94 46 65-06/6	Eupex coupling (motor 2,0-3.0 HP)	Eupexkoppling (motor 2,0-3,0 HP)
16	94 46 66-00/7	Rubber flexibles	Gummielement
17	491 94 96-00/2	Service liquid tank □ , steel for pump 3408, 40106 and 40411	Kylvätsketank □ , stål för pump 3408, 40106 och 40411
	491 94 96-01/0	Service liquid tank □ , acid proof for pump 3408, 40106 and 40411	Kylvätsketank □ , syrefast stål för pump 3408, 40106 och 40411
	491 93 97-00/2	Service liquid tank □ , steel for pump 25007	Kylvätsketank □ , stål för pump 25007
	491 95 18-00/3	Service liquid tank ○ , acid proof for 1 VP	Kylvätsketank ○ , syrefast stål för 1 VP
	491 95 20-00/9	Service liquid tank ○ , acid proof for 2 VP	Kylvätsketank ○ , syrefast stål för 2 VP
18	491 95 57-00/1	Tee connection for pump 40106 and 40411	T-röranslutning för pump 40106 och 40411

When ordering couplings with part Nos 94 13 94-00 to -05, 94 46 65-00 to -06 the shaft diameter should always be stated for motor and pump.

Vid beställning av kopplingar med detaljnr 94 13 94-00 till -05, 94 46 65-00 till -06 ska alltid axeldiameter uppges för både motor och pump.

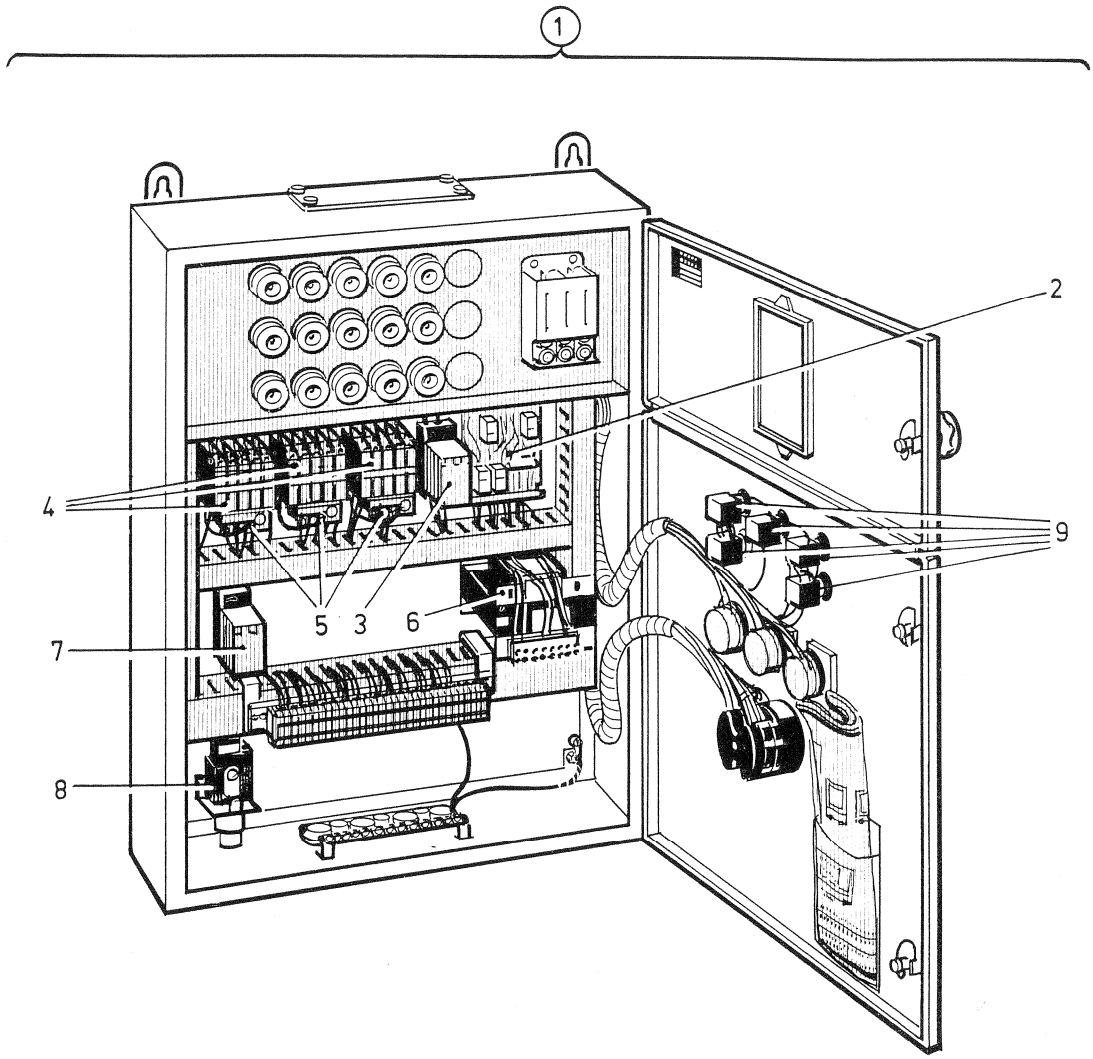

Item No.	Part No.	Description	Benämning
1	491 93 26-00/1	Control equipment for 1 vacuum pump and 1 tank	Kontrollutrustning för 1 vakuumpump och 1 tank
	491 93 27-00/9	Control equipment for 1 vacuum pump, 1 drainage pump and 1 tank	Kontrollutrustning för 1 vakuumpump, 1 avloppspump och 1 tank
	491 93 28-00/7	Control equipment for 2 vacuum pumps, 1 drainage pump and 1 tank	Kontrollutrustning för 2 vakuumpumpar, 1 avloppspump och 1 tank
	491 93 29-00/5	Control equipment for 3 vacuum pumps, 2 drainage pumps and 2 tanks	Kontrollutrustning för 3 vakuumpumpar, 2 avloppspumpar och 2 tankar
	491 94 04-00/6	Control equipment for 2 vacuum pumps and 1 tank	Kontrollutrustning för 2 vakuumpumpar och 1 tank
2	491 92 88-00/3	. Circuit board	Kretskort
3	491 94 52-00/5	. Time relay VR510	Tidrelä VR510
4	94 09 12-01/7	. Contactor DIL 0-22	Kontaktor DIL 0-22
5	491 91 57-01/8	. Motor protection 2.1 - 3.7 A, VP 25007	Motorskydd 2,1 - 3,7 A, VP 25007
	491 91 57-02/6	. Motor protection 3.7 - 6.6 A, VP 3404	Motorskydd 3,7 - 6,6 A, VP 3404
	491 91 57-03/4	. Motor protection 6.6 - 12A, VP 40106 - 40411	Motorskydd 6,6 - 12A, VP 40106 - 40411
6	94 09 14-01/3	. Transformer 380/220/24V/200-150 VA	Transformator 380/220/24V/200-150 VA
7	491 94 52-01/3	. Time relay ZR704	Tidrelä ZR704
8	491 94 53-00/3	. Pressure switch 836-C4A	Pressostat 836-C4A
9	94 09 11-02/7	. Signal lamp GL130	Signallampa GL130

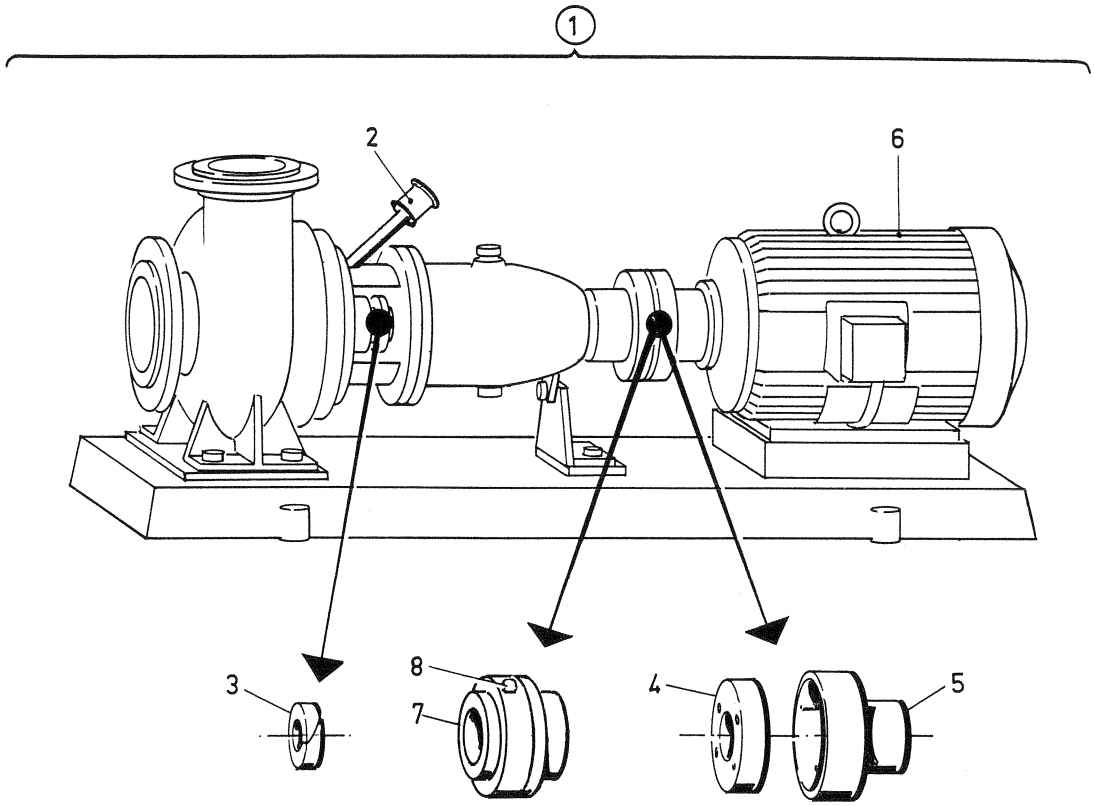

Item No.	Part No.	Description	Benämning
1	491 92 24-00/8	Discharge pump, compl. T4-65	Avloppspump, kompl. T4-65
	491 93 37-00/8	Discharge pump, compl. T5-65	Avloppspump, kompl. T5-65
2	491 94 49-00/1	. Grease cup	Smörjkopp
3	94 09 35-02/6	. Stuffing box packing for T4-65	Boxpackning för T4-65
	94 09 35-03/4	. Stuffing box packing for T5-65	Boxpackning för T5-65
4	94 09 34-02/9	. Engagement disc Ø 110	Kopplingsskiva Ø 110
	94 09 34-01/1	. Engagement disc Ø 130	Kopplingsskiva Ø 130
	94 09 34-03/7	. Engagement disc Ø 160	Kopplingsskiva Ø 160
5	94 13 94-01/7	. Coupling, compl. G7, Ø 110, incl. engagement disc for T4-65	Koppling, kompl. G7, Ø 110, inkl. kopplingsskiva för T4-65
	94 13 94-02/5	. Coupling, compl. G9, Ø 130, incl. engagement disc for T4-65, T5-65	Koppling, kompl. G9, Ø 130, inkl. kopplingsskiva för T4-65, T5-65
	94 13 94-03/3	. Coupling, compl. G10, Ø 160, incl. engagement disc for T5-65	Koppling, kompl. G10, Ø 160, inkl. kopplingsskiva för T5-65
6	94 14 97-02/6	. Motor, ASEA, 3 HP, 380V, 50 Hz	Motor, ASEA, 3 HP, 380V, 50 Hz
	94 14 97-03/4	. Motor, ASEA, 4 HP, 380V, 50 Hz	Motor, ASEA, 4 HP, 380V, 50 Hz
	94 14 97-04/2	. Motor, ASEA, 5.5 HP, 380V, 50 Hz	Motor, ASEA, 5,5 HP, 380V, 50 Hz
	94 14 97-07/5	. Motor, ASEA, 3 HP, 440V, 60 Hz	Motor, ASEA, 3 HP, 440V, 60 Hz
	94 14 97-08/3	. Motor, ASEA, 4 HP, 440V, 60 Hz	Motor, ASEA, 4 HP, 440V, 60 Hz
	94 14 97-09/1	. Motor, ASEA, 5.5 HP, 440V, 60 Hz	Motor, ASEA, 5,5 HP, 440V, 60 Hz
	94 14 97-10/9	. Motor, ASEA, 7.5 HP, 440V, 60 Hz	Motor, ASEA, 7,5 HP, 440V, 60 Hz
	94 14 97-11/7	. Motor, ASEA, 7.5 HP, 380V, 50 Hz	Motor, ASEA, 7,5 HP, 380V, 50 Hz
7	94 46 65-02/5	Eupex coupling for T5-65, 5 HP	Eupexkoppling för T5-65, 5 HP
	94 46 65-03/3	Eupex coupling for T5-65, 7.5 HP	Eupexkoppling för T5-65, 7,5 HP
	94 46 65-04/1	Eupex coupling for T4-65, 7.5 HP, T5-65, 7.5 HP	Eupexkoppling för T4-65, 7,5 HP, T5-65, 7,5 HP
	94 46 65-05/8	Eupex coupling for T4-65, 5 HP, T5-65, 5 HP	Eupexkoppling för T4-65, 5 HP, T5-65, 5 HP
8	94 46 66-00/7	Rubber flexibles	Gummielement

When ordering couplings with part Nos 94 13 94-00 to -05, 94 46 65-00 to -06 the shaft diameter should always be stated for motor and pump.

Vid beställning av kopplingar med detaljnr 94 13 94-00 till -05, 94 46 65-00 till -06 ska alltid axeldiameter uppges för både motor och pump.

TANK MARINE / TANK LAND
GREY WATER VALVE / GRÅVATTENVENTIL

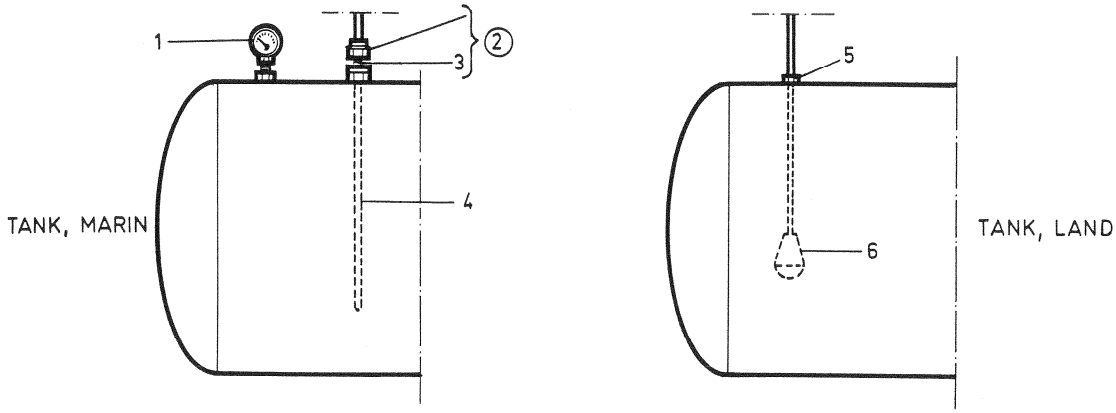

Item No.	Part No.	Description	Benämning
1	491 91 35-01/4	Pressure gauge	Tryckmätare
2	491 92 37-00/0	Electrode holder	Elektrodhållare
3	491 92 43-00/8	. Rubber gasket	Packning
4	491 92 05-00/7	Electrode L = 1490 mm	Mätelektrod L = 1490 mm
	491 92 05-01/5	Electrode L = 740 mm	Mätelektrod L = 740 mm
	491 92 05-02/3	Electrode L = 550 mm	Mätelektrod L = 550 mm
	491 92 05-03/1	Electrode L = 450 mm	Mätelektrod L = 450 mm
	491 92 05-04/9	Electrode L = 200 mm	Mätelektrod L = 200 mm
	491 92 05-06/4	Electrode L = 1800 mm	Mätelektrod L = 1800 mm
5	491 91 69-00/5	Cable penetration	Kabelgenomföring
6	491 91 39-00/8	Level switch	Nivåvippa

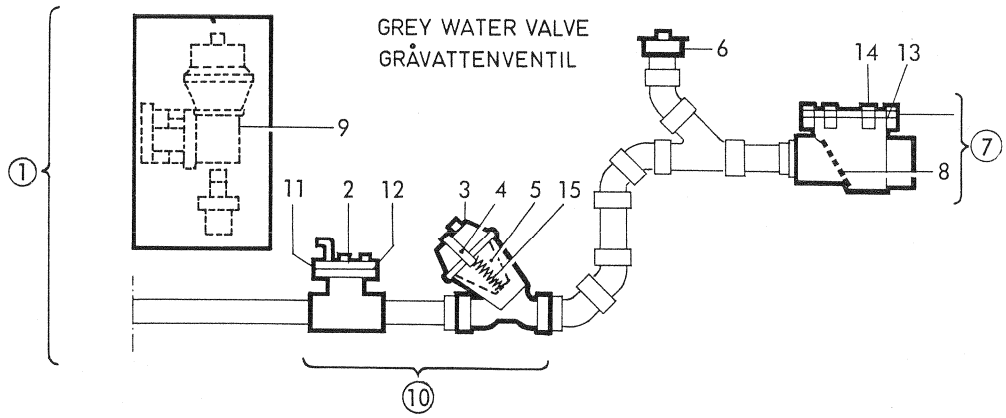

Item No.	Part No.	Description	Benämning
1	491 93 65-00/9	Grey water valve, compl., for horizontal transport	Gråvattenventil, kompl., för horisontell transport
	491 93 66-00/7	Grey water valve, compl., for vertical transport	Gråvattenventil, kompl., för vertikal transport
	491 94 59-00/0	Urinal valve marine deck connection	Urinalventil marin däckanslutning
	491 94 60-00/8	Urinal valve marine lift	Urinalventil marin lyft
2	491 51 03-01/6	. Activator	Styrventil
3	491 50 91-00/5	. Valve	Ventil
4	491 50 96-00/4	.. Loop	Bygel
5	491 50 93-00/1	.. Membrane	Membran
6	491 51 58-00/2	. Lid	Lock
7	491 50 97-00/2	Check valve	Backventil
8	94 34 92-00/9	.. Flap	Tätning
9	491 51 60-00/8	. Timer (see page 19)	Timer (se sida 19)
10	491 93 63-00/4	. Grey water unit	Gråvattenenhet
11	491 51 07-00/9	.. Membrane	Packning
12	729 53 47-01/2	.. Screw	Skruv
13	491 51 21-00/0	.. Gasket	Packning
14	729 54 96-01/7	Screw	Skruv
15	491 50 23-03/2	Spring L = 165 mm	Fjäder L = 165 mm

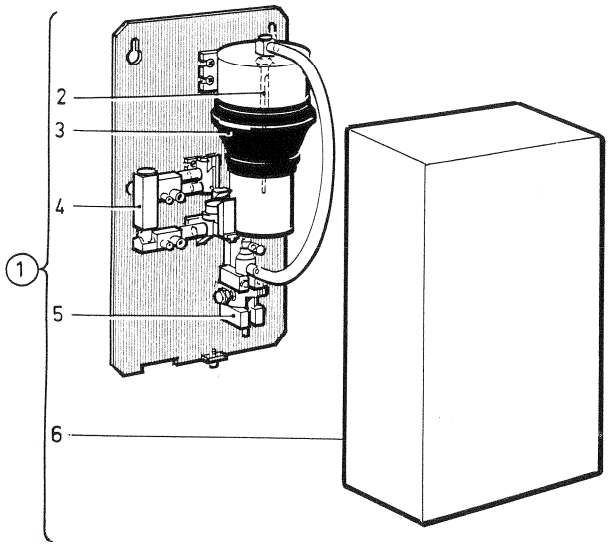

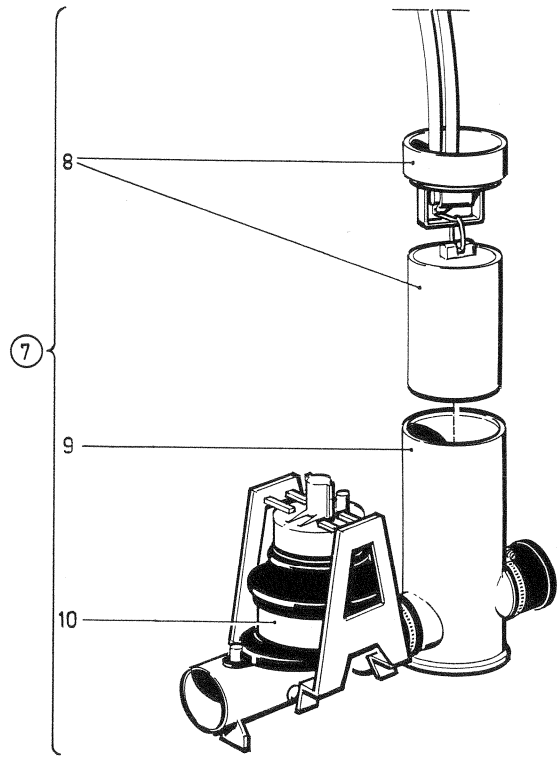

Item No.	Part No.	Description	Benämning
1	491 51 60-00/8	Timer, compl.	Timer, kompl.
2	491 51 75-00/6	. Jet	Munstycke
3	491 50 24-00/6	. Rubber sleeve	Bälg
4	491 50 38-00/6	. Distributing valve	Fördelningsventil
5	491 50 29-01/3	. Starter valve	Startventil
6	491 51 62-00/4	. Mantle	Kåpa
7	491 90 30-00/9	Urinal valve, compl.	Urinalventil, kompl.
8	491 92 97-00/4	. Mechanism for urinal valve	Ventilöverdel
9	491 91 15-00/8	. Valve housing	Ventilhus
10	491 50 78-02/8	. Discharge valve, compl. (see page 7)	Utloppsventil, kompl. (se sida 7)

Deutsch Benennung	Teil Nr. Pièce No.	Français Désignation
Schlauch Ø 12/7	87 75 30-102/4	Tuyau flexible Ø 12/7
Gummimembran	94 09 02-00/0	Membrane en caoutchouc
Mundstücksatz (2 St.)	94 09 03-02/4	Jeu de jets (2 pièces)
Signallampe 24V, gelb	94 09 11-00/1	Lampe signalétique 24V, jaune
Signallampe 24V, rot	94 09 11-01/9	Lampe signalétique 24V, rouge
Signallampe GL130	94 09 11-02/7	Lampe signalétique GL130
Kontaktor Klöckner DILOa1-46/61	94 09 12-00/9	Contacteur Klöckner DILOa1-46/61
Kontaktor DIL 0-22	94 09 12-01/7	Contacteur DIL 0-22
Relais 24V, Finder 6012 6A	94 09 13-00/7	Relais 24V, Finder 6012 6A
Transformator 380/220/24V, 50 VA	94 09 14-00/5	Transformateur 380/220/24V, 50 VA
Transformator 380/220/24V/200-150 VA	94 09 14-01/3	Transformateur 380/220/24V/200-150 VA
Packung Ø 32 mm	94 09 33-00/5	Joint Ø 32 mm
Packung Ø 40 mm	94 09 33-01/3	Joint Ø 40 mm
Kupplungsscheibe Ø 84 mm	94 09 34-00/3	Disque d'embrayage Ø 84 mm
Kupplungsscheibe Ø 130 mm	94 09 34-01/1	Disque d'embrayage Ø 130 mm
Kupplungsscheibe Ø 110 mm	94 09 34-02/9	Disque d'embrayage Ø 110 mm
Kupplungsscheibe Ø 160 mm	94 09 34-03/7	Disque d'embrayage Ø 160 mm
Packung (6 St.)	94 09 35-00/0	Joint (6 pièces)
Packung (14 St.)	94 09 35-01/8	Joint (14 pièces)
Packung für T4-65	94 09 35-02/6	Joint pour T4-65
Packung für T5-65	94 09 35-03/4	Joint pour T5-65
Packung (12 St.)	94 09 35-04/2	Joint (12 pièces)
Motor 0,75 HP	94 09 36-00/8	Moteur 0,75 HP
Motor 2,0 HP	94 09 36-01/6	Moteur 2,0 HP
Motor 3,0 HP	94 09 36-02/4	Moteur 3,0 HP
Motor 4,0 HP	94 09 36-03/2	Moteur 4,0 HP
Pumpe SIHI, LOHE, 05501	94 09 37-00/6	Pompe SIHI, LOHE, 05501
Pumpe SIHI, LOHE, 25007	94 09 37-01/4	Pompe SIHI, LOHE, 25007
Pumpe SIHI, LOHE L3404	94 09 37-02/2	Pompe SIHI, LOHE L3404
Pumpe SIHI, LOHE L3408	94 09 37-03/0	Pompe SIHI, LOHE L3408
Pumpe SIHI, LPHE 40411	94 09 37-12/1	Pompe SIHI, LPHE 40411
Pumpe SIHI, LPHE 40106	94 09 37-15/4	Pompe SIHI, LPHE 40106
Pumpe SIHI, LOHE 25007	94 09 37-16/2	Pompe SIHI, LOHE 25007
Pumpe SIHI, LPHQ 40106	94 09 37-17/0	Pompe SIHI, LPHQ 40106
Pumpe SIHI, LPHQ 40411	94 09 37-18/8	Pompe SIHI, LPHQ 40411
Pumpe SIHI, L3408 KKC	94 09 37-19/6	Pompe SIHI, L3408 KKC
Anschlusshälfte (2 St.)	94 13 94-00/9	Moitié de connexion (2 pièces)
Anschlusshälfte (2 St.)	94 13 94-01/7	Moitié de connexion (2 pièces)
Anschlusshälfte (2 St.)	94 13 94-02/5	Moitié de connexion (2 pièces)
Anschlusshälfte (2 St.)	94 13 94-03/3	Moitié de connexion (2 pièces)
Anschlusshälfte (2 St.)	94 13 94-04/1	Moitié de connexion (2 pièces)
Anschlusshälfte (2 St.)	94 13 94-05/8	Moitié de connexion (2 pièces)
Motor 2,0 HP, 380V, 50 Hz	94 14 97-01/8	Moteur 2,0 HP, 380V, 50 Hz
Motor 3,0 HP, 380V, 50 Hz	94 14 97-02/6	Moteur 3,0 HP, 380V, 50 Hz
Motor 4,0 HP, 380V, 50 Hz	94 14 97-03/4	Moteur 4,0 HP, 380V, 50 Hz
Motor 5,5 HP, 380V, 50 Hz	94 14 97-04/2	Moteur 5,5 HP, 380V, 50 Hz
Motor 2,0 HP, 440V, 60 Hz	94 14 97-06/7	Moteur 2,0 HP, 440V, 60 Hz
Motor 3,0 HP, 440V, 60 Hz	94 14 97-07/5	Moteur 3,0 HP, 440V, 60 Hz
Motor 3,0 HP, 440V, 60 Hz	94 14 97-08/3	Moteur 3,0 HP, 440V, 60 Hz
Motor 5,5 HP, 440V, 60 Hz	94 14 97-09/1	Moteur 5,5 HP, 440V, 60 Hz
Motor 7,5 HP, 440V, 60 Hz	94 14 97-10/9	Moteur 7,5 HP, 440V, 60 Hz
Motor 7,5 HP, 380V, 50 Hz	94 14 97-11/7	Moteur 7,5 HP, 380V, 50 Hz
Scharnier, rechts	94 15 12-00/6	Charnière, droite
Scharnier, links	94 15 12-01/4	Charnière, gauche
Mutter, Kunststoff	94 15 13-00/4	Ecrou, plastique
Dichtung	94 34 92-00/9	Joint
Eupex-Kupplung (Motor 5 HP)	94 46 65-00/9	Connexion Eupex (moteur 5 HP)
Eupex-Kupplung (Motor 7,5 HP)	94 46 65-01/7	Connexion Eupex (moteur 7,5 HP)
Eupex-Kupplung für T5-65, 5 HP	94 46 65-02/5	Connexion Eupex pour T5-65, 5 HP
Eupex-Kupplung für T5-65, 7,5 HP	94 46 65-03/3	Connexion Eupex pour T5-65, 7,5 HP
Eupex-Kupplung für T4-65, 7,5 HP T5-65 7,5 HP	94 46 65-04/1	Connexion Eupex pour T4-65, 7,5 HP T5-65 7,5 HP
Eupex-Kupplung für T4-65, 5 HP	94 46 65-05/8	Connexion Eupex pour T4-65, 5 HP
Eupex-Kupplung (Motor 2,0-3,0 HP)	94 46 65-06/6	Connexion Eupex (moteur 2,0-3,0 HP)
Gummielement	94 46 66-00/7	Elément de caoutchouc
Winkelrohr Ø 75 45°	491 50 00-00/6	Tuyau coudé Ø 75 45°
Winkelrohr Ø 63 45°	491 50 00-01/4	Tuyau coudé Ø 63 45°
Reduziermuffe Ø 75/63	491 50 01-00/4	Raccord de réduction Ø 75/63
Reduziermuffe Ø 63/50	491 50 01-01/2	Raccord de réduction Ø 63/50
Muffe Ø 75	491 50 02-00/2	Raccord Ø 75
Muffe Ø 63	491 50 02-01/0	Raccord Ø 63
Muffe Ø 50	491 50 02-02/8	Raccord Ø 50
Y-Rohr Ø 75 45°	491 50 03-00/0	Tuyau en Y Ø 75 45°
Y-Rohr Ø 63 45°	491 50 03-01/8	Tuyau en Y Ø 63 45°
Y-Rohr Ø 50 45°	491 50 03-02/6	Tuyau en Y Ø 50 45°
Arm, Wasserventil	491 50 05-00/5	Bras, soupape d'eau

Deutsch Benennung	Teil Nr. Pièce No.	Français Désignation
Gummimembran	491 50 09-00/7	Membrane en caoutchouc
Hut	491 50 11-00/3	Capot
Mutter	491 50 12-00/1	Ecro
Nippel	491 50 13-00/9	Raccord
Scheibe	491 50 17-00/0	Rondelle
Ablauftimer, kompl.	491 50 20-00/4	Timer de décharge, compl.
Wassertimer, kompl.	491 50 20-01/2	Timer d'eau, compl.
Aussenglocke, oben	491 50 21-00/2	Calotte, supérieure
Aussenglocke, unten	491 50 22-00/0	Calotte, inférieure
Feder, L = 223 mm	491 50 23-00/8	Ressort, L = 223 mm
Feder, Ablauftimer, L = 358 mm	491 50 23-01/6	Ressort, timer de décharge, L = 358 mm
Feder, Wassertimer, L = 422 mm	491 50 23-02/4	Ressort, timer d'eau, L = 422 mm
Feder, L = 165 mm	491 50 23-03/2	Ressort, L = 165 mm
Gummihülse	491 50 24-00/6	Douille en caoutchouc
Mundstückhalter	491 50 25-00/3	Support de jet
Mundstückhalter	491 50 27-00/9	Support de jet
Anlaufventil, kompl.	491 50 29-00/5	Soupape de démarrage, compl.
Anlaufventil, kompl.	491 50 29-01/3	Soupape de démarrage, compl.
Verteilerventil, kompl.	491 50 38-00/6	Soupape de distribution
Lufteinlassklappe	491 50 40-00/2	Soupape d'entrée d'air
Dichtung	491 50 42-00/8	Joint
Vakuumventil, kompl.	491 50 44-00/4	Soupape de vacuum, compl.
Spülschlinge, kompl.	491 50 55-00/0	Serpentin à rincer, compl.
Spülschlinge, kompl.	491 50 55-01/8	Serpentin à rincer, compl.
Arbeitsmechanismus, kompl.	491 50 59-01/0	Mécanisme d'opération, compl.
Klosettstuhl	491 50 60-01/8	Cuvette de water-closet
Schutzkappe, kompl.	491 50 61-00/8	Capot protecteur, compl.
Druckarm	491 50 64-00/2	Bras de pression
Rückwand, unmontiert	491 50 66-00/7	Face arrière, non montée
Verbindungshülse, inwendig Ø 57/ Ø 52 mm	491 50 67-00/5	Douille de connexion, diam. int. Ø 57/ Ø 52 mm
Verbindungshülse, inwendig Ø 57/ Ø 48 mm	491 50 67-01/3	Douille de connexion, diam. int. Ø 57/ Ø 48 mm
Verbindungshülse, inwendig Ø 57/ Ø 56,5 mm	491 50 68-00/3	Douille de connexion, diam. int. Ø 57/ Ø 56,5 mm
Verbindungshülse	491 50 69-00/1	Douille de connexion
Winkel	491 50 70-00/9	Coude
Gummihülse	491 50 71-00/7	Douille en caoutchouc
Aussenglocke, oben	491 50 73-00/3	Calotte supérieure
Aussenglocke, unten	491 50 76-00/6	Calotte inférieure
Ablaufventil, kompl.	491 50 78-02/8	Soupape de décharge, compl.
Ablaufventil, kompl.	491 50 78-03/6	Soupape de décharge, compl.
Winkelrohr Ø 50 45°	491 50 79-00/0	Tuyau coudé Ø 50 45°
Pfropfen	491 50 80-00/8	Bouchon
Ventil	491 50 91-00/5	Soupape
Membran	491 50 93-00/1	Membrane
Bügel	491 50 96-00/4	Etrier
Rückschlagklappe	491 50 97-00/2	Clapet de retenue
Steuerventil	491 51 03-01/6	Soupape de guidage
Packung	491 51 07-00/9	Joint
Winkel, Gummi, inwendig Ø 57/ Ø 47 mm	491 51 15-00/2	Coude en caoutchouc, diam. int. Ø 57/ Ø 47 mm
Klosettsitz, kompl.	491 51 16-00/0	Siège de water-closet, compl.
Halter, Gummi	491 51 17-00/8	Support, caoutchouc
Packung	491 51 19-00/4	Joint
Packung	491 51 21-00/0	Joint
PVC-Rohr Ø 50	491 51 29-06/0	Tuyau en PVC Ø 50
PVC-Rohr Ø 63	491 51 29-07/8	Tuyau en PVC Ø 63
Schlauch Ø 12/7, Gummi	491 51 51-00/7	Tuyau flexible Ø 12/7, caoutchouc
Deckel	491 51 58-00/2	Couvercle
Timer	491 51 60-00/8	Timer
Kappe	491 51 62-00/4	Enveloppe
Klosettstuhl, Duravit	491 51 69-02/5	Cuvette de water-closet, Duravit
Mundstück	491 51 75-00/6	Jet
Arbeitsmechanismus, kompl.	491 51 76-04/6	Mécanisme d'opération, compl.
Schutzhaube, L = 288 mm	491 51 78-00/0	Capot de protection, L = 288 mm
Druckknopf	491 51 81-00/4	Bouton-poussoir
Kolben	491 52 22-00/6	Piston
Feder	491 52 32-00/5	Ressort
Mutter	491 52 52-00/3	Ecrou
Klosettstuhl, Gustavsberg	491 52 53-01/9	Cuvette de water-closet, Gustavsberg
Feder	491 52 63-00/0	Ressort
Schutzhaube, L = 270 mm	491 52 73-00/9	Capot de protection, L = 270 mm
Ring	491 52 76-00/2	Anneau
Arbeitsmechanismus, kompl.	491 52 78-00/8	Mécanisme d'opération, compl.
Arbeitsmechanismus, kompl.	491 52 79-01/4	Mécanisme d'opération, compl.
Aufhängung	491 52 80-00/4	Console
Durchführung	491 52 81-00/2	Coussinet

Deutsch Benennung	Teil Nr. Pièce No.	Français Désignation
Mutter	491 52 82-00/0	Ecrou
Abdeckung	491 52 83-00/8	Enveloppe
Klosettbecken, kompl.	491 52 89-00/5	Cuvette de water-closet, compl.
Klosettbecken, kompl.	491 52 90-00/3	Cuvette de water-closet, compl.
Verschlossbügel	491 52 94-00/5	Etrier de fermeture
Sicherungsfeder	491 52 95-00/2	Ressort de sûreté
Wasserventil, kompl.	491 54 44-03/0	Soupape d'eau, compl.
Wasserventil, kompl.	491 54 44-04/8	Soupape d'eau, compl.
Mundstück	491 54 45-00/3	Jet
Reparatursatz, Kühlkanister	491 90 10-00/1	Jeu de réparation, réservoir refroidisseur
Reparatursatz, Kühlkanister	491 90 11-00/9	Jeu de réparation, réservoir refroidisseur
Reparatursatz, Kühlkanister	491 90 11-01/7	Jeu de réparation, réservoir refroidisseur
Reparatursatz, Kühlkanister	491 90 12-00/7	Jeu de réparation, réservoir refroidisseur
Reparatursatz, Kühlkanister	491 90 12-01/5	Jeu de réparation, réservoir refroidisseur
Reparatursatz, Kühlkanister	491 90 13-00/5	Jeu de réparation, réservoir refroidisseur
Ventil, kompl.	491 90 30-00/9	Soupape, compl.
Reduziermuffe Ø 20/10	491 90 91-00/1	Raccord de réduction Ø 20/10
Reduziermuffe Ø 50/32	491 90 91-01/9	Raccord de réduction Ø 50/32
Muffe Ø 20 x 15	491 90 93-00/7	Raccord Ø 20 x 15
Muffe Ø 50 x 40	491 90 93-01/5	Raccord Ø 50 x 40
PVC-Reinigungsmittel	491 90 95-00/2	Décapant pour PVC
PVC-Leim, 1/4 kg	491 90 96-00/0	Colle pour PVC, 1/4 kg
Winkelrohr Ø 20 90°	491 91 14-00/1	Tuyau coudé Ø 20 90°
Ventilgehäuse	491 91 15-00/8	Boîtier de soupape
PVC-Rohr Ø 20 x 100	491 91 32-00/3	Tuyau en PVC Ø 20 x 100
Vakuummeter	491 91 34-00/9	Vacuomètre
Manometer	491 91 35-01/4	Manomètre
Niveaukontrolle	491 91 39-00/8	Contrôle de niveau
Klingel, klein	491 91 40-00/6	Sonnette, petite
Klingel, gross	491 91 41-00/4	Sonnette, grande
Kühlflüssigkeitskanister	491 91 42-00/2	Réservoir à liquide refroidissant
Kühlflüssigkeitskanister	491 91 44-00/8	Réservoir à liquide refroidissant
Kühlflüssigkeitskanister	491 91 46-01/1	Réservoir à liquide refroidissant
Kühlflüssigkeitskanister	491 91 47-00/1	Réservoir à liquide refroidissant
Kühlflüssigkeitskanister	491 91 48-01/7	Réservoir á liquide refroidissant
Automatikkasten BOP	491 91 55-00/4	Boîte pour l'automatique BOP
Automatikkasten OET/2	491 91 56-00/2	Boîte pour l'automatique OET/2
Motorschutz, Klöckner ZO-12, 1.2-2.1A	491 91 57-00/0	Protection de moteur, Klöckner ZO-12, 1.2-2.1A
Motorschutz, Klöckner ZO-12, 2.1-3.7A	491 91 57-01/8	Protection de moteur, Klöckner ZO-12, 2.1-3.7A
Motorschutz, Klöckner ZO-12, 3.7-6.6A	491 91 57-02/6	Protection de moteur, Klöckner ZO-12, 3.7-6.6A
Motorschutz, Klöckner ZO-12, 6.6-12A	491 91 57-03/4	Protection de moteur, Klöckner ZO-12, 6.6-12A
Durchführung	491 91 69-00/5	Passage
Rückschlagklappe 15	491 91 75-00/2	Clapet de retenue 15
Gummimuffe 50	491 91 78-00/6	Raccord en caoutchouc 50
Gummimuffe 63	491 91 78-01/4	Raccord en caoutchouc 60
Pinsel	491 91 84-00/4	Pinceau
Messelektrode L = 1490 mm	491 92 05-00/7	Electrode de mesurage L = 1490 mm
Messelektrode L = 740 mm	491 92 05-01/5	Electrode de mesurage L = 740 mm
Messelektrode L = 550 mm	491 92 05-02/3	Electrode de mesurage L = 550 mm
Messelektrode L = 450 mm	491 92 05-03/1	Electrode de mesurage L = 450 mm
Messelektrode L = 200 mm	491 92 05-04/9	Electrode de mesurage L = 200 mm
Messelektrode L = 1800 mm	491 92 05-06/4	Electrode de mesurage L = 1800 mm
Ablassventil, kompl. T4-65	491 92 24-00/8	Soupape de décharge, compl. T4-65
Messelektrodhalter	491 92 37-00/0	Support d'électrode de mesurage
Gummileiste	491 92 43-00/8	Listeau en caoutchouc
Rückschlagklappe 40	491 92 47-00/9	Clapet de retenue 40
Rückschlagklappe 63	491 92 47-01/7	Clapet de retenue 63
Impulsgenerator	491 92 88-00/3	Générateur d'impulsion
Ventiloberteil	491 92 97-00/4	Partie supérieure de la soupape
Kontrollausrüstung für 1 Vakuumpumpe und 1 Behälter	491 93 26-00/1	Equipement de contrôle pour 1 pompe à vide et 1 réservoir
Kontrollausrüstung für 1 Vakuumpumpe, 1 Ablasspumpe und 1 Behälter	491 93 27-00/9	Equipement de contrôle pour 1 pompe à vide, 1 pompe de vidange et 1 réservoir
Kontrollausrüstung für 2 Vakuumpumpen, 1 Ablasspumpe und 1 Behälter	491 93 28-00/7	Equipement de contrôle pour 2 pompes à vide, 1 pompe de vidange et 1 réservoir
Kontrollausrüstung für 3 Vakuumpumpen, 2 Ablasspumpen und 2 Behälter	491 93 29-00/5	Equipement de contrôle pour 3 pompes à vide, 2 pompes de vidange et 2 réservoirs

Deutsch Benennung	Teil Nr. Pièce No.	Français Désignation
Ablassventil, compl., T5-65	491 93 37-00/8	Soupape de décharge, compl. T5-65
Grauwassereinheit	491 93 63-00/4	Unité d'eau grise
Grauwasserventil, kompl. für horizontalen Transport	491 93 65-00/9	Soupape pour eau gris, compl. pour transport horizontal
Grauwasserventil, kompl. für vertikalen Transport	491 93 66-00/7	Soupape pour eau grise, compl. pour transport vertical
Kühlflüssigkeitskanister	491 93 97-00/2	Réservoir á liquide refroidissant
Kontrollausrüstung für 2 Vakuumpumpen und 1 Behälter	491 94 04-00/6	Equipement de contrôle pour 2 pompes à vide et 1 réservoir
Öl	491 94 07-00/9	Huile
Schmierbüchse	491 94 49-00/1	Boîte à graisse
Zeitrelais VR510	491 94 52-00/5	Relais différé VR510
Zeitrelais ZR704	491 94 52-01/3	Relais différé ZR704
Pressostat 836-C4A	491 94 53-00/3	Pressostat 836-C4A
Kühlschlinge	491 94 55-01/6	Serpentin refroidisseur
Urinalventil, marine, mit Deckanschluss	491 94 59-00/0	Soupape urinaire marine, avec connexion au pont
Urinalventil, marine, aufhebend	491 94 60-00/8	Soupape urinaire marine, d'élévation
Niveaukontrolle	491 94 70-00/7	Contrôle de niveau
Vibrationsdämpfer	491 94 94-00/7	Atténuateur de vibration
Kühlflüssigkeitskanister	491 94 96-00/2	Réservoir à liquide refroidissant
Kühlflüssigkeitskanister	491 94 96-01/0	Réservoir à liquide refroidissant
Kühlflüssigkeitskanister	491 95 18-00/3	Réservoir à liquide refroidissant
Kühlflüssigkeitskanister	491 95 20-00/9	Réservoir à liquide refroidissant
T-Rohr für Pumpe 40106 und 40411	491 95 57-00/1	Tuyau en T pour pompe 40106 et 40411
Vakuumtoilette, kompl., eingebaut	491 95 60-00/5	Water-closet de vacuum, compl. mural
Schraube	729 23 42-01/6	Vis
Schraube	729 24 90-03/9	Vis
Schraube	729 53 40-01/7	Vis
Schraube	729 53 47-01/2	Vis
Schraube	729 54 96-01/7	Vis
Schraube	729 74 56-01/9	Vis
Schraube	730 44 97-04/8	Vis
Mutter	733 78 20-08/3	Ecrou
Mutter	733 78 61-06/1	Ecrou
Scheibe	734 18 08-51/2	Rondelle
Sperrscheibe 35	735 21 22-90/2	Rondelle d'arrêt 35
Schlauchklammer	736 28 40-51/9	Agrafe de tuyau
Schlauchklammer	736 28 43-51/3	Agrafe de tuyau
Vakuumtoilette, kompl., Duravit	991 50 11-01/0	Water-closet de vacuum, compl., Duravit
Vakuumtoilette, kompl., Gustavsberg	991 50 12-01/8	Water-closet de vacuum, compl., Gustavsberg